



Table of Contents

- New Carnegie Classification for Stockton
- Spring 2016 Enrollment Update
- NSSE and FSSE Open March 2016
- Need Data Research? IR Is Here to Help!
- Did You Know...?

New Carnegie Classification for Stockton

In the 2015 version of Carnegie Classification of Higher Education, Stockton has been reclassified as Master's Colleges & Universities: Larger Programs (M1). This change represents an evolution of Stockton from a baccalaureate college to a comprehensive university with extensive and selective undergraduate and graduate programs. From 2000 to 2010, Stockton was classified as "Baccalaureate College," "Master's Small Programs (M3)," and "Master's Medium Programs (M2)."

Carnegie Classification recognizes and describes institutional diversity in higher education, and has been widely used in the study of higher education, both as a way to represent institutional differences, and also to assist in the design of benchmarking research. Carnegie Classification

was originally published in 1973, and subsequently updated in 1976, 1987, 1994, 2000, 2005, 2010, and 2015 to reflect changes among colleges and universities.

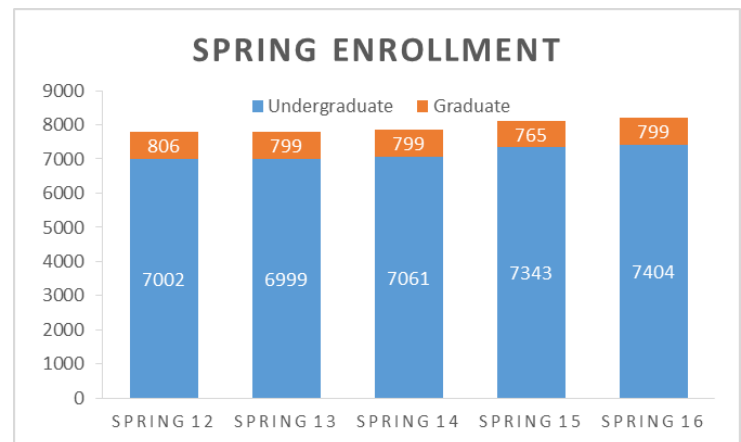
In addition, Stockton has been selected by the Carnegie Foundation since 2010 to receive Community Engagement Classification. A total of 361 selected institutions of higher education nationwide have received this recognition. Community Engagement Classification recognizes institutional commitment to curricular engagement, outreach and partnerships. Community engagement involves institutional collaboration with larger communities (local, regional/state, national, global) for the mutually beneficial exchange of knowledge and resources in a context of partnership and reciprocity.


Spring 2016 Enrollment Update

Overall enrollment at Stockton University continues to rise: total student enrollment increased to 8,203 in Spring 2016 from 8,108 in Spring 2015.

Graduate enrollment increased by more than 4% this semester compared with Spring 2015.

You can find more detailed information about Spring enrollment by visiting the Institutional Research Webpages for [Stockton University Enrollment](#).





Contact Us
Office of Institutional
Research
609-626-3459
[Institutional Research
Website](#)
[DATA REQUEST FORM](#)

NSSE and FSSE Open in March 2016

The National Survey of Student Engagement (NSSE) opens Monday, March 7th, 2016. Please remind Freshmen and Seniors to check their Stockton email accounts for an invitation to take the survey. The Office of Institutional Research will hold tabling events where students can take the survey and/or randomly pick a prize for completing the survey on the following dates, locations and times:

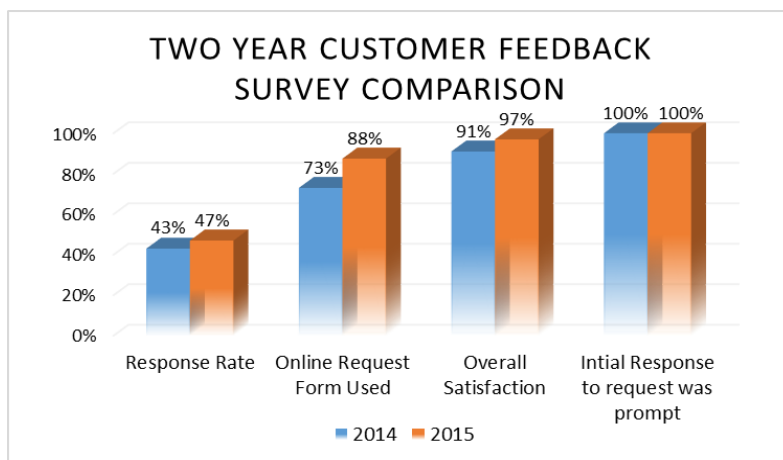
- Tuesday, April 5th (Grand Hall, Campus Center) 10 am–5:30 pm
 - Wednesday, April 6th (Grand Hall, Campus Center) 10 am–5:30 pm
 - Thursday, April 7th (Coffee House, Campus Center) 10 am–5:30 pm
 - Monday, April 18th (Grad Finale – Event Room, Campus Center) 10 am–5:30 pm
 - Tuesday, April 19th (Grad Finale– Event Room, Campus Center) 10 am–5:30 pm
- Every student who completes the NSSE survey will randomly receive one of the following:

- Wawa gift card (\$5 or \$10 value)
- Best Buy gift card (\$25 or \$50 or \$100 value)

The Faculty Survey of Student Engagement (FSSE) opens on Tuesday, March 22, 2016. Faculty can expect to find a FSSE invitation in their email on that date. Maximum participation in the NSSE and FSSE will help Stockton to identify its strengths and opportunities for growth.

NEED DATA RESEARCH? IR IS HERE TO HELP!!

One of the goals for the Office of Institutional Research is to serve the campus community by collecting and analyzing consistent and reliable institutional data useful for continuous improvement in institutional effectiveness and assessment. According to IR customer feedback satisfaction surveys (47% response rate) during calendar year 2015, 97% of faculty/staff were overall satisfied with their experiences of working with IR on their research needs, and they recognized the high quality of work that was conducted in “the most efficient, professional and knowledgeable way possible.” The IR team appreciates this positive feedback and will continue to deliver top-quality service. If you need help, please feel free to call us at 626-3459 or check out our home page to send your data request: www.stockton.edu/IR



“the most efficient, professional and knowledgeable way possible.” The IR team appreciates this positive feedback and will continue to deliver top-quality service. If you need help, please feel free to call us at 626-3459 or check out our home page to send your data request: www.stockton.edu/IR

Did You Know...?

- On average, college graduates earn \$1 million more over their lifetimes than high school graduates. In 2013, median earnings for young adults (ages 25-34) with a bachelor's degree were \$48,500, compared with \$30,000 for those with a high school credential—that is, bachelor's degree recipients earned 62% more than those high school completers. *(Source: NCES)*
- In 2014-15, of the 7,310 Title IV institutions in the United States and other U.S. jurisdictions, 3,099 were classified as 4-year institutions (42%), 2,156 were 2-year institutions (30%), and the remaining 2,055 were less-than-2-year institutions (28%). *(Source: NCES)*