



In This Issue:

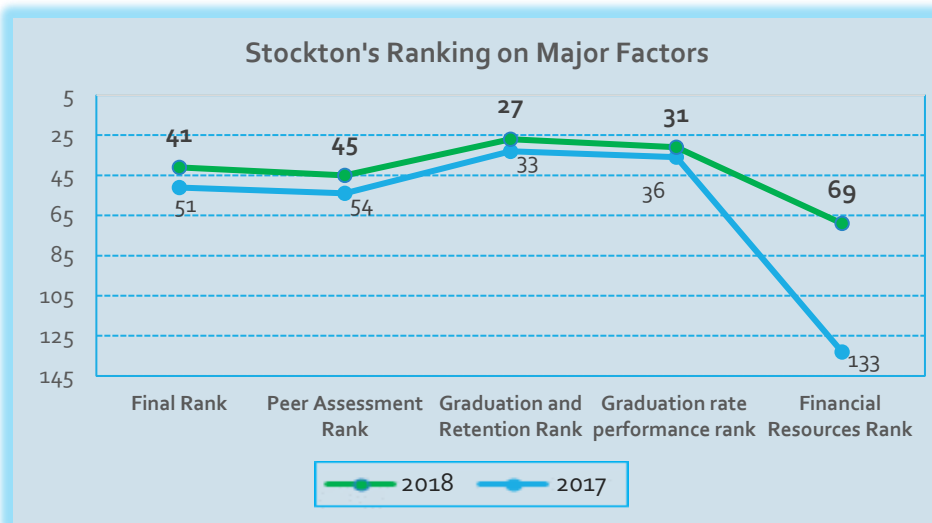
- ❖ Stockton Improves in the 2018 U.S. News College Rankings
- ❖ Stockton's 4-Year Graduation Rate Reaches A New High
- ❖ Record Breaking Enrollment for Fall 2017
- ❖ Upcoming Changes to IPEDS Data Reporting

Stockton Improves in the 2018 U.S. News College Rankings

Stockton remains in the top tier of *U.S. News and World Report* College Rankings, improving its overall ranking to #41 this year, up 10 spots from last year's #51 and 12 spots from #53 two years ago among 145 private and public institutions ranked in the top tier of Regional Universities-North category.

U.S. News applied 15 indicators of academic excellence and weighted them into 7 categories of variables to provide a specific rank for each of the factor groupings. Based on these different ranks, a final overall score was calculated to give an institution a final rank against other institutions: the higher the overall score, the more likely a higher rank.

Stockton's final score was 63 (out of maximum 100 possible) compared with last year's 61. This two-point difference helped Stockton move higher in the final ranking. The comparison chart indicates the specific areas (or factors) where Stockton improved its ranking this year compared with last year.



The factors assigned the largest weight were *peer assessment rank* (22.5%) and *graduation & retention rank* (22.5%). *Graduation rate performance rank* was weighted 7.5%, and *financial resources* factors were 10%. Stockton ranked significantly higher this year than last year on all these factors, which carry about two-thirds of the total weight of the ranking system. Other factors include *faculty resources*, *student selectivity*, and *alumni giving*.



Contact the Office of Institutional Research

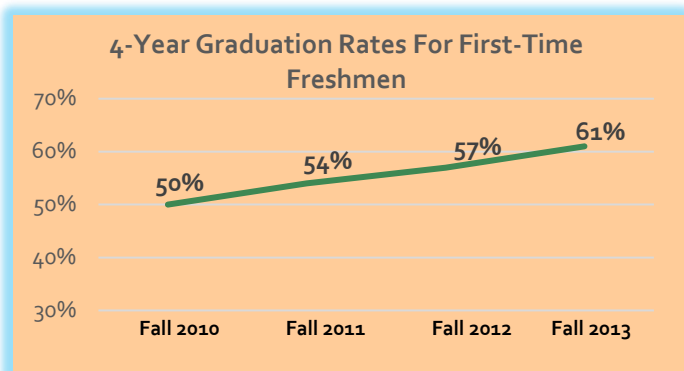
609-652-4539

[Website](#)

[Data Request Form](#)

[Data Dictionary](#)

Stockton's 4-Year Graduation Rate Reaches a New High



Stockton's 4-year graduation rate for the first-time freshman cohort reached a new high of 61%—the percent of freshmen who entered Stockton in Fall 2013 and who graduated with a degree within four years. The chart to the left shows the upward trend of 4-year graduation rates for the past four cohorts—an 11 percentage point difference between Fall 2010 cohort and Fall 2013 cohort from 50% in Fall 2010 to 61% in Fall 2013.

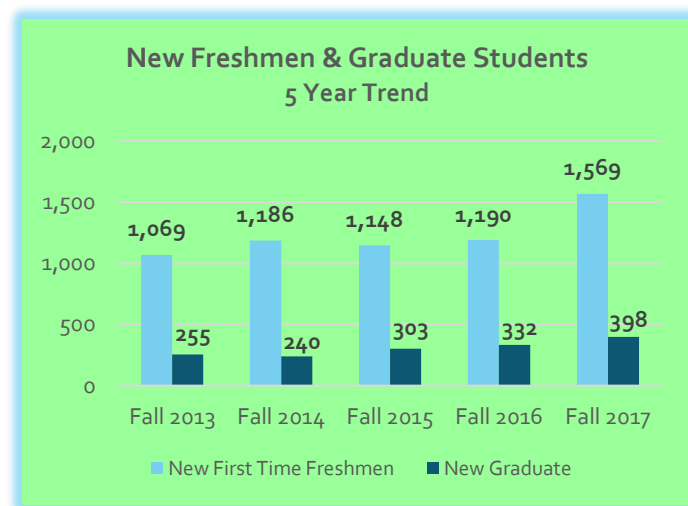
Please click [here](#) for more information on Stockton's 4-year and 6-year graduation rates on the Institutional Research website.

Record Breaking Enrollment for Fall 2017

Stockton broke several enrollment records in Fall 2017. New first-time freshman students increased by 32% over Fall 2016 to a record high of 1,569—the largest freshman class in Stockton's history (see trend chart to the right). This record freshman enrollment pushed the total undergraduate population to its highest level ever. In addition, new graduate students increased by 20% over Fall 2016 to 398 students, including 61 new doctoral students, pushing the total graduate population to a new height of 941.

These record-breaking numbers of new students helped increase total university enrollment by 6% over Fall 2016 to 9,216 – the largest student body Stockton ever served. The overall record enrollment already exceeded FY18 strategic enrollment goals.

For more information on student enrollment, visit the [Institutional Research Enrollment webpages](#).



Upcoming Changes to IPEDS Data Reporting

Title IV institutions (where students receive federal aid) are expecting the following major changes in Spring 2018 to IPEDS reporting on measures of student cohort graduation outcomes.

- Expand the "Outcome Measures" survey on various student entry cohorts and report on their three points in time graduation rates: 4-year, 6-year and 8-year.
- A student entry cohort is redefined as full-year cohort instead of the typical fall-census day

cohort—i.e. students who enter the institution at any period during one full fiscal year.

- Student cohorts:
 - Full-time, first time (freshmen)
 - Part-time, first time (freshmen)
 - Full-time, non-first-time (transfers)
 - Part-time, non-first-time (transfers)
- Pell Grant sub-cohort—each of three graduation rates will also be reported on the above four types of student entry cohort.