

Classroom Utilization Study

FALL 2015

Office of Institutional Research
RICHARD STOCKTON COLLEGE OF NJ

Changes in Regular Classroom Space

Fall 2014 – Fall 2015

B 015 with a capacity of 48 was converted into dedicated space for PHTH; G 203, with a capacity of 36, and G 207, with a capacity of 26, were converted into dedicated space for SOBL; G 103, with a capacity of 24, was converted from dedicated space for the BSNS program to regular classroom space.

room capacity	Total Rooms 2014	Total Rooms 2015
18	1	1
24	2	3
26	1	
28	1	2
30	4	3
32	4	4
34	5	5
35	10	10
36	11	10
38	3	3
39	1	1
40	2	2
42	2	2
44	1	1
46	1	1
47	2	2
48	3	2
49	2	2
60		1
65	1	1
72	2	1
79	1	1
84	1	1
100	1	1
110	1	1
113	1	1
250	1	1
TOTAL ROOMS	65	63
TOTAL CAPACITY	2972	2872

Definition of Spaces Considered

The spaces considered in this report for Fall 2015 are 63 spaces regularly scheduled as classrooms with a seat capacity from 18 to 250 located on the main campus of Stockton College which include:

- 60 rooms which are coded 110 (Classroom - general purpose classrooms, lecture halls, seminar rooms and other spaces used primarily for scheduled non-laboratory instruction) which are not dedicated to a particular program or school.
- 1 room coded 220 (Open Laboratory - A laboratory used primarily for individual or group instruction that is informally scheduled, unscheduled, or open)
- 1 room coded as 350 (Conference Room - A space serving an office complex and used primarily for staff meetings and departmental activities.)
- 1 room coded 610 (Assembly – a space equipped for the assembly of many persons that are used primarily for general presentations, performances and services).

The Unified Science Center

In Fall of 2013, the Unified Science Center (USC) added 6 new classroom spaces, each with a capacity of 55. All of these classrooms are dedicated to the School of Natural and Mathematical Sciences (NAMS) so they are not considered in the General Classroom Space averages. Any areas unused by the School of NAMS are backfilled with courses from other schools including ARHU, GENS, HLTH and SOBL. Classroom utilization for the USC is not included in the Regular Classroom Space totals, but is considered separately in the charts on Page 10.

Definition of Spaces Not Considered

The spaces NOT considered in this report are those identified by the Office of Student Records and the Assistant Deans from each School as being spaces dedicated to or containing specialized equipment for a particular program.

The Carnegie Library, Nacote Creek, Parkway Building and any other additional locations away from the main campus have also been excluded.

Time Frame Considered:

Calculations are based on the current standard scheduling modules:

- MWF 8:30am – 3:30pm
- MW 3:35pm – 8pm
- TR 8:30am – 8:00pm (minus the 4:30 – 6:00PM Meeting Module)

PLEASE NOTE: No classes are scheduled in these regular classroom spaces on Friday after 2:10.

Calculations

Room Utilization Calculation

The formula used to calculate room utilization per module (i.e. MWF 8:30AM-9:40AM):

$$\# \text{Rooms Used} / \# \text{Rooms Available}$$

If a room has a course scheduled in it that meets for only part of the schedulable time in the module, it is considered in use for the entire module.

The formula used to calculate overall Room Utilization by Capacity:

$$\# \text{ of Times Room Used} \quad / \quad \# \text{ of Times Room is Available} \\ \text{in the specified time frame}$$

For example: MW has 2 Modules, if a room is used only once during those 2 Modules, its overall utilization for MW would be 50%

Observations/Implications:

Regular classrooms and regular classroom capacities have been declining since 2012.

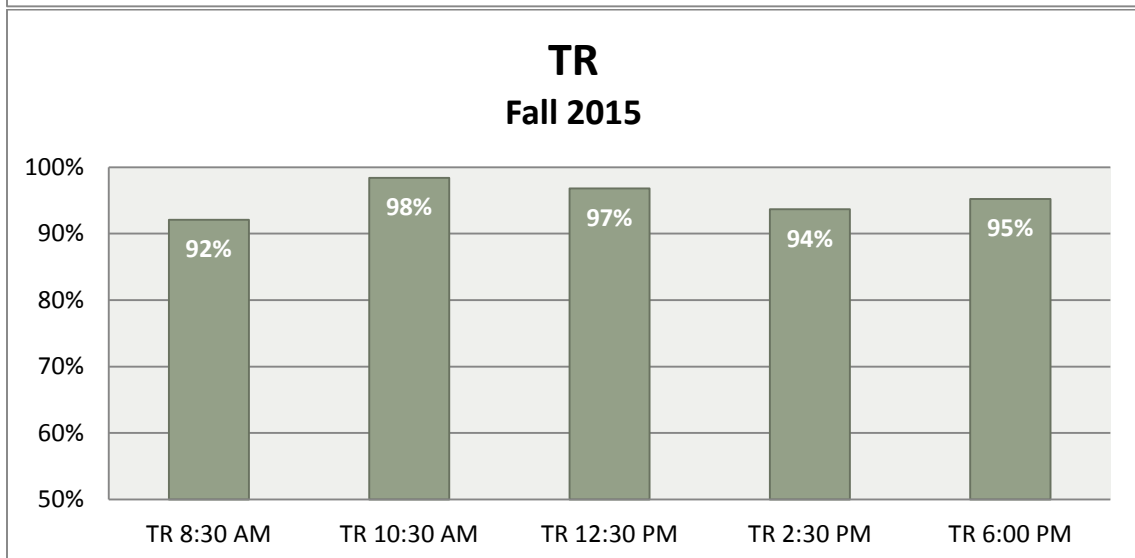
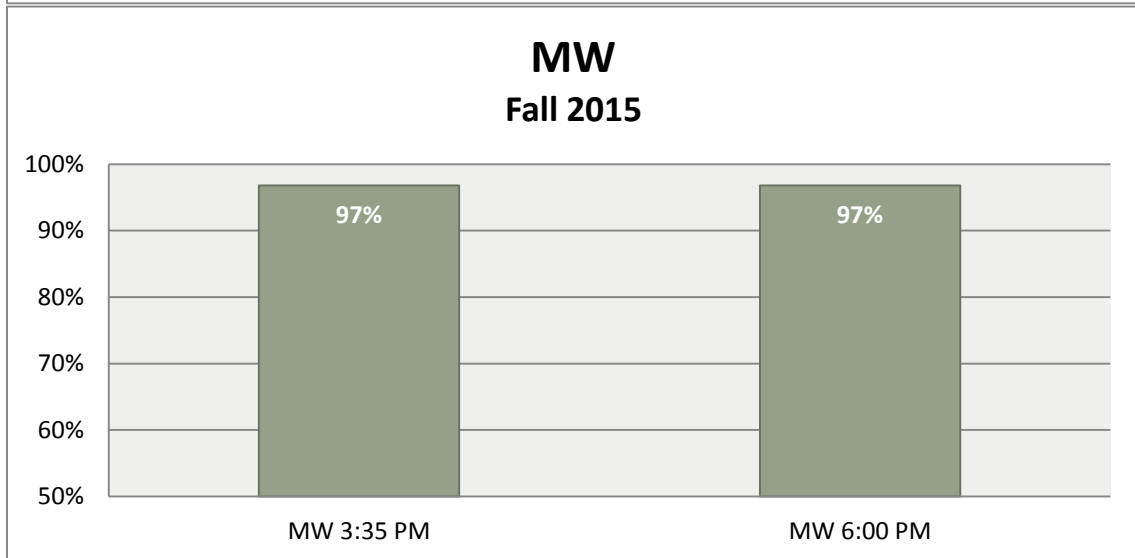
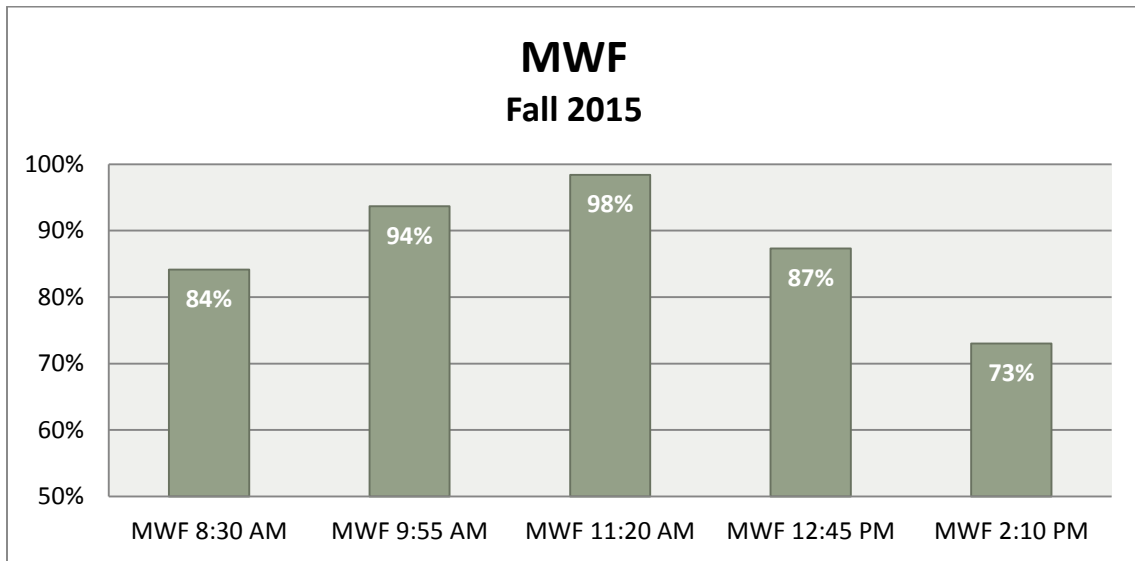
Overall Utilization remains even with Fall 2014.

Utilization of the Unified Science Center by schools other than NAMS has increased from 22% in Fall 2014 to 39% in Fall 2015.

Inventory of Regular Classroom Space

Table 1 - Inventory of Regular Classroom Space

A	250	D	73	G	94
MCA 003	250	MCD 009	38	MCG 103	24
B	610	MCD 120	35	MCG 137	40
MCB 001	36			MCG 138	30
MCB 002	34	E	30		
MCB 003	34	MCE 210	30	H	108
MCB 004	34			MCH 113	35
MCB 005	24	F	762	MCH 114	35
MCB 008	32	MCF 111	79	MCH 115	38
MCB 010	28	MCF 115	36		
MCB 011	30	MCF 118	35	K	134
MCB 012	44	MCF 119	35	MCK 101	38
MCB 014	48	MCF 121	24	MCK 102	47
MCB 101	34	MCF 201	35	MCK 141	49
MCB 103	36	MCF 202	28		
MCB 104	36	MCF 203	32	L	196
MCB 125	60	MCF 204	36	MCL 104	36
MCB 126	100	MCF 205	36	MCL 112	113
C	425	MCF 206	40	MCL 115	47
MCC 008	36	MCF 207	65		
MCC 009	36	MCF 212	42	AS	84
MCC 011	36	MCF 215	35	AS 102	84
MCC 012	32	MCF 221	35		
MCC 102	48	MCF 223	42	WQ	106
MCC 103	32	MCF 224	39	WQ 103	72
MCC 134	110	MCF 225	35	WQ 104	34
MCC 135	49	MCF 226	18		
MCC 136	46	MCF 245	35		



MWF Classroom Utilization Fall 2015

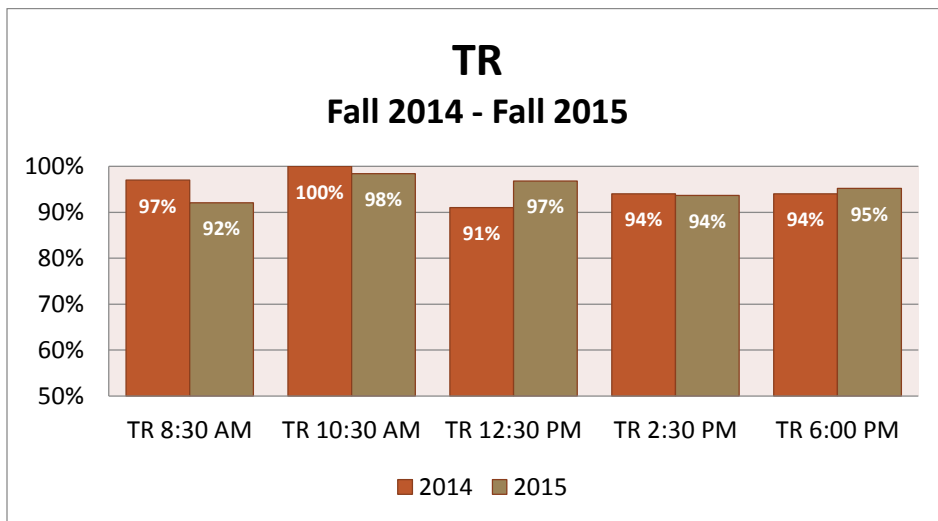
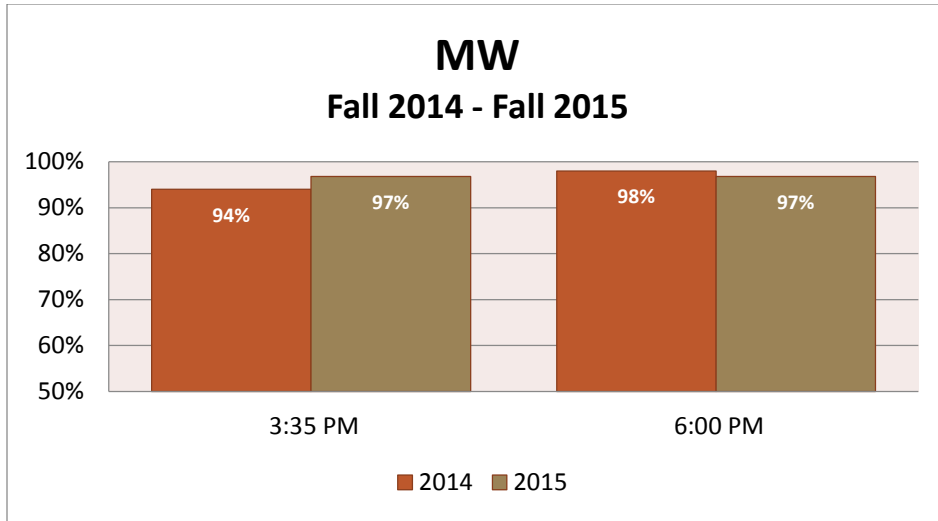
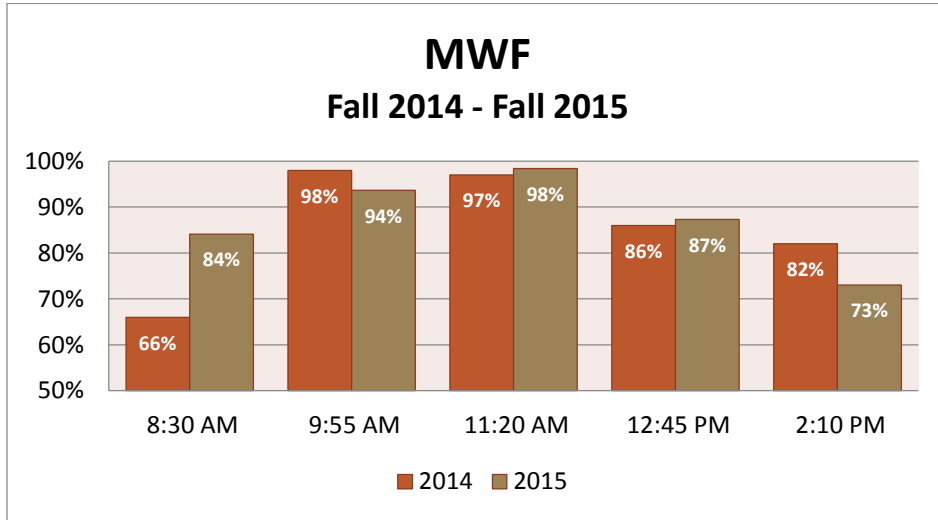
Capacity	Total Rooms 2014	MWF 8:30 AM		MWF 9:55 AM		MWF 11:20 AM		MWF 12:45 PM		MWF 2:10 PM		Total MWF
		Rooms Used	Room Utilization	Rooms Used	Room Utilization	Rooms Used	Room Utilization	Rooms Used	Room Utilization	Rooms Used	Room Utilization	
18	1	1	100%		0%	1	100%	1	100%		0%	60%
24	3	2	67%	3	100%	2	67%	2	67%	2	67%	73%
28	2	2	100%	2	100%	2	100%	2	100%	2	100%	100%
30	3	2	67%	3	100%	3	100%	2	67%	3	100%	87%
32	4	4	100%	4	100%	4	100%	3	75%	3	75%	90%
34	5	5	100%	5	100%	5	100%	5	100%	5	100%	100%
35	10	10	100%	10	100%	10	100%	8	80%	8	80%	92%
36	10	10	100%	9	90%	10	100%	9	90%	10	100%	96%
38	3	1	33%	3	100%	3	100%	3	100%	2	67%	80%
39	1	1	100%	1	100%	1	100%	1	100%	1	100%	100%
40	2	1	50%	1	50%	2	100%	2	100%	1	50%	70%
42	2	2	100%	2	100%	2	100%	1	50%	2	100%	90%
44	1	1	100%	1	100%	1	100%	1	100%	1	100%	100%
46	1	1	100%	1	100%	1	100%	1	100%		0%	80%
47	2	2	100%	2	100%	2	100%	2	100%	1	50%	90%
48	2	2	100%	2	100%	2	100%	2	100%	1	50%	90%
49	2	2	100%	2	100%	2	100%	2	100%		0%	80%
60	1	1	100%	1	100%	1	100%	1	100%	1	100%	100%
65	1		0%	1	100%	1	100%	1	100%		0%	60%
72	1	1	100%	1	100%	1	100%	1	100%		0%	80%
79	1	1	100%	1	100%	1	100%	1	100%		0%	80%
84	1	1	100%	1	100%	1	100%	1	100%	1	100%	100%
100	1		0%	1	100%	1	100%	1	100%		0%	60%
110	1		0%	1	100%	1	100%		0%	1	100%	60%
113	1		0%	1	100%	1	100%	1	100%		0%	60%
250	1		0%		0%	1	100%	1	100%	1	100%	60%
	63	53	84%	59	94%	62	98%	55	87%	46	73%	87%

MW Classroom Utilization Fall 2015

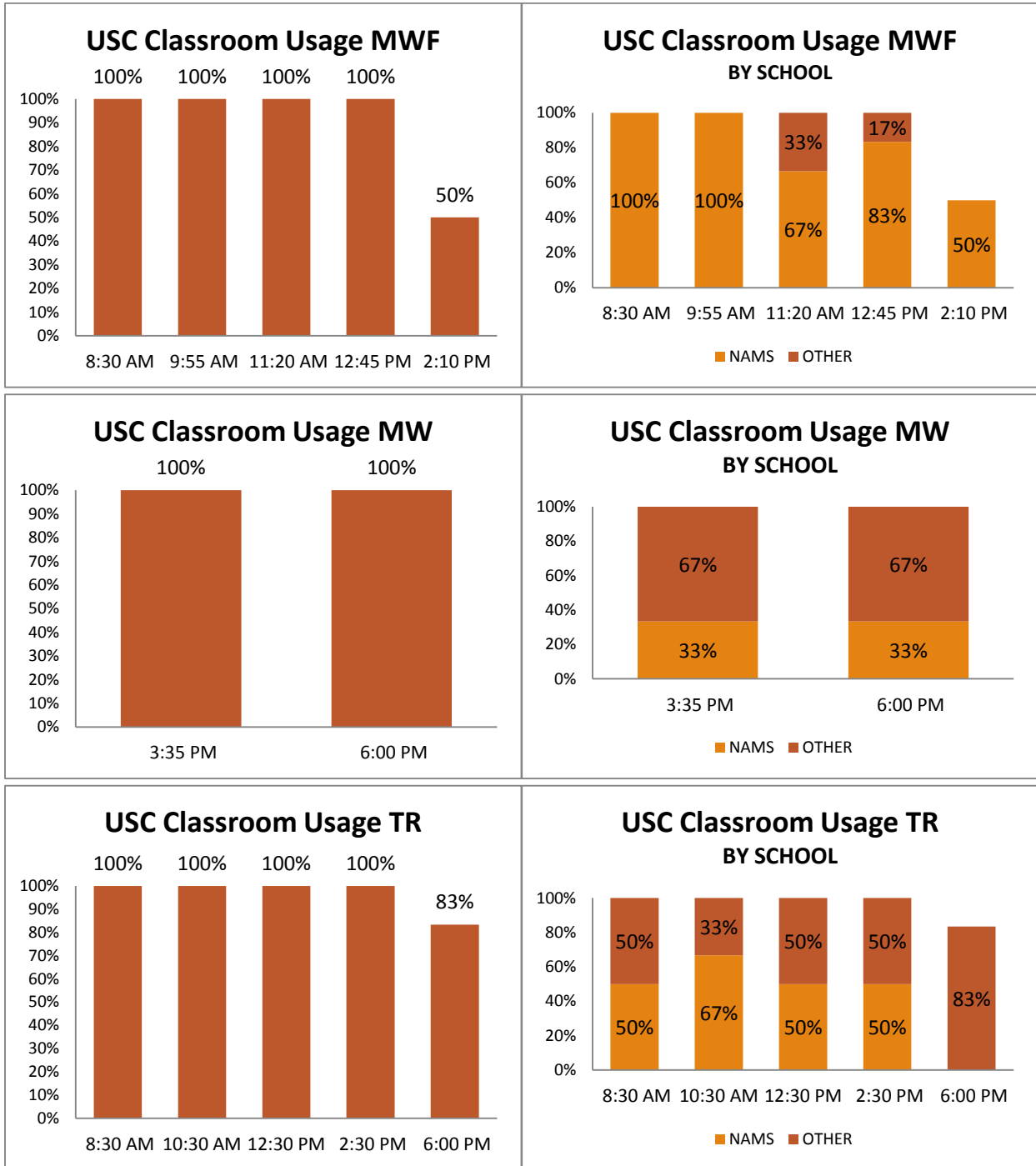
Capacity	Total Rooms 2014	MW 3:35 PM		MW 6:00 PM		Total MWF
		Rooms Used	Room Utilization	Rooms Used	Room Utilization	
18	1	1	100%	1	100%	100%
24	3	3	100%	3	100%	100%
28	2	2	100%	2	100%	100%
30	3	2	67%	2	67%	67%
32	4	4	100%	4	100%	100%
34	5	5	100%	5	100%	100%
35	10	10	100%	10	100%	100%
36	10	10	100%	10	100%	100%
38	3	3	100%	3	100%	100%
39	1	1	100%	1	100%	100%
40	2	2	100%	2	100%	100%
42	2	2	100%	2	100%	100%
44	1	1	100%	1	100%	100%
46	1	1	100%	1	100%	100%
47	2	2	100%	2	100%	100%
48	2	1	50%	2	100%	75%
49	2	2	100%	2	100%	100%
60	1	1	100%	1	100%	100%
65	1	1	100%	1	100%	100%
72	1	1	100%	1	100%	100%
79	1	1	100%	1	100%	100%
84	1	1	100%	1	100%	100%
100	1	1	100%	1	100%	100%
110	1	1	100%		100%	100%
113	1	1	100%	1	100%	100%
250	1	1	100%	1	100%	100%
	63	61	97%	61	97%	98%

TR Classroom Utilization Fall 2015

Capacity	Total Rooms 2014	TR 8:30 AM		TR 10:30 AM		TR 12:30 PM		TR 2:30 PM		TR 6:00 PM		Total TR
		Rooms Used	Room Utilization	Rooms Used	Room Utilization	Rooms Used	Room Utilization	Rooms Used	Room Utilization	Rooms Used	Room Utilization	
18	1		0%	1	100%	1	100%		0%	1	100%	80%
24	3	2	67%	3	100%	3	100%	2	67%	3	100%	87%
28	2	2	100%	2	100%	2	100%	2	100%	2	100%	100%
30	3	3	100%	3	100%	3	100%	3	100%	3	100%	100%
32	4	4	100%	4	100%	4	100%	3	75%	4	100%	95%
34	5	5	100%	5	100%	5	100%	5	100%	5	100%	100%
35	10	10	100%	10	100%	10	100%	10	100%	10	100%	100%
36	10	10	100%	10	100%	9	90%	10	100%	10	100%	98%
38	3	3	100%	3	100%	3	100%	3	100%	3	100%	100%
39	1	1	100%	1	100%	1	100%	1	100%	1	100%	100%
40	2	2	100%	2	100%	2	100%	2	100%	2	100%	100%
42	2	2	100%	2	100%	2	100%	2	100%	2	100%	100%
44	1	1	100%	1	100%	1	100%	1	100%	1	100%	100%
46	1	1	100%	1	100%	1	100%	1	100%	1	100%	100%
47	2	2	100%	2	100%	2	100%	2	100%	2	100%	100%
48	2	2	100%	2	100%	2	100%	2	100%	2	100%	100%
49	2	2	100%	2	100%	2	100%	2	100%	1	50%	90%
60	1		0%	1	100%	1	100%	1	100%	1	100%	80%
65	1	1	100%	1	100%	1	100%	1	100%	1	100%	100%
72	1	1	100%	1	100%	1	100%	1	100%	1	100%	100%
79	1	1	100%	1	100%	1	100%	1	100%	1	100%	100%
84	1	1	100%	1	100%	1	100%	1	100%	1	100%	100%
100	1	1	100%	1	100%	1	100%	1	100%		0%	80%
110	1	1	100%	1	100%	1	100%	1	100%		0%	80%
113	1		0%	1	100%	1	100%		0%	1	100%	60%
250	1		0%		0%		0%	1	100%	1	100%	40%
	63	58	92%	62	98%	61	97%	59	94%	60	95%	96%



The Unified Science Center



MWF Classroom Utilization Fall 2015 – By Individual Room

	MWF 8:30 AM	MWF 9:55 AM	MWF 11:20 AM	MWF 12:45 PM	MWF 2:10 PM	MWF Total	
A							
MCA 003			1	1	1	3	60%
B							
MCB 001	1	1	1	1	1	5	100%
MCB 002	1	1	1	1	1	5	100%
MCB 003	1	1	1	1	1	5	100%
MCB 004	1	1	1	1	1	5	100%
MCB 005	1	1	1	1	1	5	100%
MCB 008	1	1	1	1	1	5	100%
MCB 010	1	1	1	1	1	5	100%
MCB 011		1	1		1	3	60%
MCB 012	1	1	1	1	1	5	100%
MCB 014	1	1	1	1	1	5	100%
MCB 101	1	1	1	1	1	5	100%
MCB 103	1	1	1	1	1	5	100%
MCB 104	1	1	1	1	1	5	100%
MCB 125	1	1	1	1	1	5	100%
MCB 126		1	1	1		3	60%
C							
MCC 008	1	1	1	1	1	5	100%
MCC 009	1	1	1	1	1	5	100%
MCC 011	1		1	1	1	4	80%
MCC 012	1	1	1		1	4	80%
MCC 102	1	1	1	1		4	80%
MCC 103	1	1	1	1		4	80%
MCC 134		1	1		1	3	60%
MCC 135	1	1	1	1		4	80%
MCC 136	1	1	1	1		4	80%
D							
MCD 009		1	1	1	1	4	80%
MCD 120	1	1	1	1		4	80%
E							
MCE 210	1	1	1	1	1	5	100%
F							
MCF 111	1	1	1	1		4	80%
MCF 115	1	1	1	1	1	5	100%
MCF 118	1	1	1	1	1	5	100%
MCF 119	1	1	1	1	1	5	100%

	MWF 8:30 AM	MWF 9:55 AM	MWF 11:20 AM	MWF 12:45 PM	MWF 2:10 PM	MWF Total	
MCF 121	1	1	1	1	1	5	100%
MCF 201	1	1	1	1	1	5	100%
MCF 202	1	1	1	1	1	5	100%
MCF 203	1	1	1	1	1	5	100%
MCF 204	1	1	1	1	1	5	100%
MCF 205	1	1	1	1	1	5	100%
MCF 206	1	1	1	1	1	5	100%
MCF 207		1	1	1		3	60%
MCF 212	1	1	1	1	1	5	100%
MCF 215	1	1	1		1	4	80%
MCF 221	1	1	1	1	1	5	100%
MCF 223	1	1	1		1	4	80%
MCF 224	1	1	1	1	1	5	100%
MCF 225	1	1	1	1	1	5	100%
MCF 226	1		1	1		3	60%
MCF 245	1	1	1	1	1	5	100%
G							
MCG 103		1				1	20%
MCG 137			1	1		2	40%
MCG 138	1	1	1	1	1	5	100%
H							
MCH 113	1	1	1	1	1	5	100%
MCH 114	1	1	1			3	60%
MCH 115	1	1	1	1		4	80%
K							
MCK 101		1	1	1	1	4	80%
MCK 102	1	1	1	1	1	5	100%
MCK 141	1	1	1	1		4	80%
L							
MCL 104	1	1	1		1	4	80%
MCL 112		1	1	1		3	60%
MCL 115	1	1	1	1		4	80%
AS							
AS 102	1	1	1	1	1	5	100%
WQ							
WQ 103	1	1	1	1		4	80%
WQ 104	1	1	1	1	1	5	100%
TOTAL	53	59	62	55	46	275	

MW Classroom Utilization Fall 2015 – By Individual Room

	MW 3:35 PM	MW 6:00 PM	MWF Total	
A				
MCA 003	1	1	2	100%
B				
MCB 001	1	1	2	100%
MCB 002	1	1	2	100%
MCB 003	1	1	2	100%
MCB 004	1	1	2	100%
MCB 005	1	1	2	100%
MCB 008	1	1	2	100%
MCB 010	1	1	2	100%
MCB 011				0%
MCB 012	1	1	2	100%
MCB 014		1	1	50%
MCB 101	1	1	2	100%
MCB 103	1	1	2	100%
MCB 104	1	1	2	100%
MCB 125	1	1	2	100%
MCB 126	1	1	2	100%
C				
MCC 008	1	1	2	100%
MCC 009	1	1	2	100%
MCC 011	1	1	2	100%
MCC 012	1	1	2	100%
MCC 102	1	1	2	100%
MCC 103	1	1	2	100%
MCC 134	1		1	50%
MCC 135	1	1	2	100%
MCC 136	1	1	2	100%
D				
MCD 009	1	1	2	100%
MCD 120	1	1	2	100%
E				
MCE 210	1	1	2	100%
F				
MCF 111	1	1	2	100%
MCF 115	1	1	2	100%
MCF 118	1	1	2	100%
MCF 119	1	1	2	100%
MCF 121	1	1	2	100%
MCF 201	1	1	2	100%
MCF 202	1	1	2	100%
MCF 203	1	1	2	100%
MCF 204	1	1	2	100%
MCF 205	1	1	2	100%

	MW 3:35 PM	MW 6:00 PM	MWF Total	
MCF 206	1	1	2	100%
MCF 207	1	1	2	100%
MCF 212	1	1	2	100%
MCF 215	1	1	2	0%
MCF 221	1	1	2	100%
MCF 223	1	1	2	100%
MCF 224	1	1	2	100%
MCF 225	1	1	2	100%
MCF 226	1	1	2	100%
MCF 245	1	1	2	100%
G				
MCG 103	1	1	2	100%
MCG 137	1	1	2	100%
MCG 138	1	1	2	100%
H				
MCH 113	1	1	2	100%
MCH 114	1	1	2	100%
MCH 115	1	1	2	100%
K				
MCK 101	1	1	2	100%
MCK 102	1	1	2	100%
MCK 141	1	1	2	100%
L				
MCL 104	1	1	2	100%
MCL 112	1	1	2	100%
MCL 115	1	1	2	100%
AS				
AS 102	1	1	2	100%
WQ				
WQ 103	1	1	2	100%
WQ 104	1	1	2	100%
TOTAL	61	61	122	

TR Classroom Utilization Fall 2015 – By Individual Room

	TR 8:30 AM	TR 10:30 AM	TR 12:30 PM	TR 2:30 PM	TR 6:00 PM	TR Total	
A							
MCA 003				1	1	2	40%
B							
MCB 001	1	1		1	1	4	80%
MCB 002	1	1	1	1	1	5	100%
MCB 003	1	1	1	1	1	5	100%
MCB 004	1	1	1	1	1	5	100%
MCB 005	1	1	1	1	1	5	100%
MCB 008	1	1	1		1	4	80%
MCB 010	1	1	1	1	1	5	100%
MCB 011	1	1	1	1	1	5	100%
MCB 012	1	1	1	1	1	5	100%
MCB 014	1	1	1	1	1	5	100%
MCB 101	1	1	1	1	1	5	100%
MCB 103	1	1	1	1	1	5	100%
MCB 104	1	1	1	1	1	5	100%
MCB 125		1	1	1	1	4	80%
MCB 126	1	1	1	1		4	80%
C							
MCC 008	1	1	1	1	1	5	100%
MCC 009	1	1	1	1	1	5	100%
MCC 011	1	1	1	1	1	5	100%
MCC 012	1	1	1	1	1	5	100%
MCC 102	1	1	1	1	1	5	100%
MCC 103	1	1	1	1	1	5	100%
MCC 134	1	1	1	1		4	80%
MCC 135	1	1	1	1		4	80%
MCC 136	1	1	1	1	1	5	100%
D							
MCD 009	1	1	1	1	1	5	100%
MCD 120	1	1	1	1	1	5	100%
E							
MCE 210	1	1	1	1	1	5	100%
F							
MCF 111	1	1	1	1	1	5	100%
MCF 115	1	1	1	1	1	5	100%
MCF 118	1	1	1	1	1	5	100%
MCF 119	1	1	1	1	1	5	100%
MCF 121	1	1	1	1	1	5	100%
MCF 201	1	1	1	1	1	5	100%
MCF 202	1	1	1	1	1	5	100%
MCF 203	1	1	1	1	1	5	100%
MCF 204	1	1	1	1	1	5	100%

	TR 8:30 AM	TR 10:30 AM	TR 12:30 PM	TR 2:30 PM	TR 6:00 PM	TR Total	
MCF 205	1	1	1	1	1	5	100%
MCF 206	1	1	1	1	1	5	100%
MCF 207	1	1	1	1	1	5	100%
MCF 212	1	1	1	1	1	5	100%
MCF 215	1	1	1	1	1	5	100%
MCF 221	1	1	1	1	1	5	100%
MCF 223	1	1	1	1	1	5	100%
MCF 224	1	1	1	1	1	5	100%
MCF 225	1	1	1	1	1	5	100%
MCF 226	1	1	1		1	4	80%
MCF 245	1	1	1	1	1	5	100%
G							
MCG 103		1	1		1	3	60%
MCG 137	1	1	1	1	1	5	100%
MCG 138	1	1	1	1	1	5	100%
H							
MCH 113	1	1	1	1	1	5	100%
MCH 114	1	1	1	1	1	5	100%
MCH 115	1	1	1	1	1	5	100%
K							
MCK 101	1	1	1	1	1	5	100%
MCK 102	1	1	1	1	1	5	100%
MCK 141	1	1	1	1	1	5	100%
L							
MCL 104	1	1	1	1	1	5	100%
MCL 112		1	1		1	3	60%
MCL 115	1	1	1	1	1	5	100%
AS							
AS 102	1	1	1	1	1	5	100%
WQ							
WQ 103	1	1	1	1	1	5	100%
WQ 104	1	1	1	1	1	5	100%
TOTAL	59	62	61	59	60	301	