

## Assessment of Impact of Service Student Report

**Purpose:** to assess the impact of students' experiences with the Homework Completion Programs in the fall 2019 and spring 2020 semesters

**Response rate:** 176 Surveys were distributed; 26 surveys were completed

**Survey method:** online via Qualtrics survey

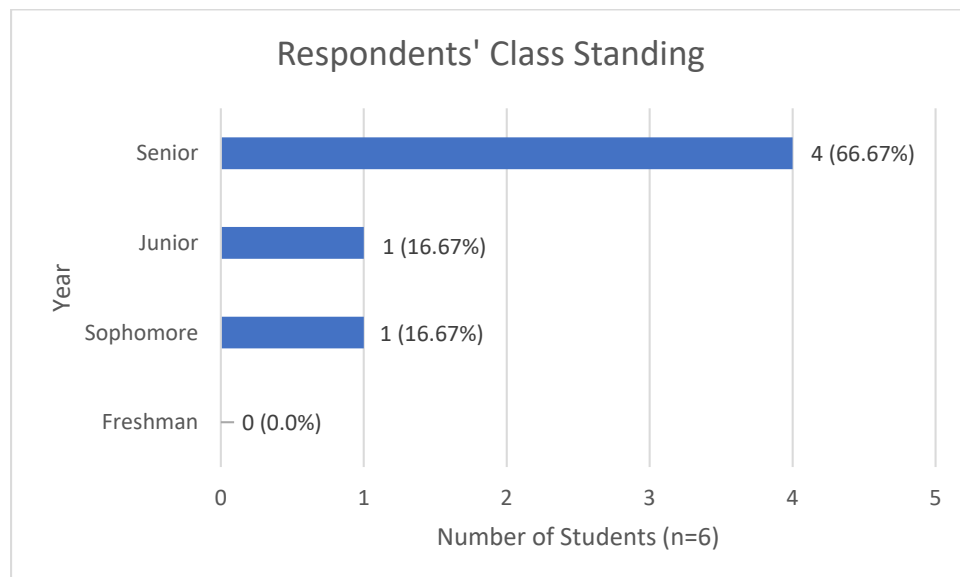
**Data collection period:** December of 2019 through May of 2020

**Sampling method:** non-probability sampling

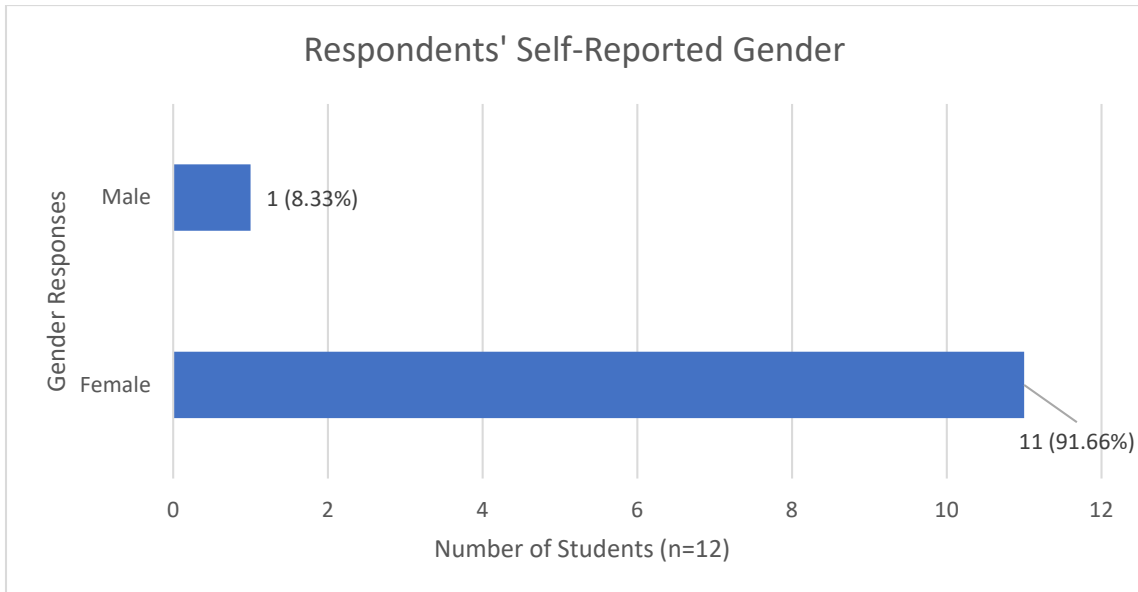
### Findings

#### *Sample Characteristics*

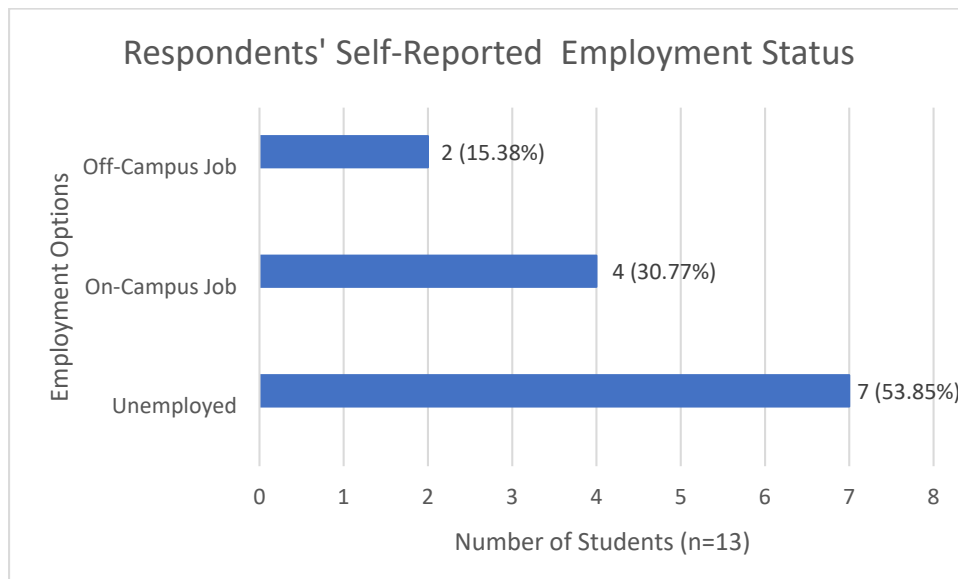
- Among the six participants who indicated class standing, the largest percentage in the sample were seniors (66.67%,  $n = 4$ ). The following graph shows the responses.



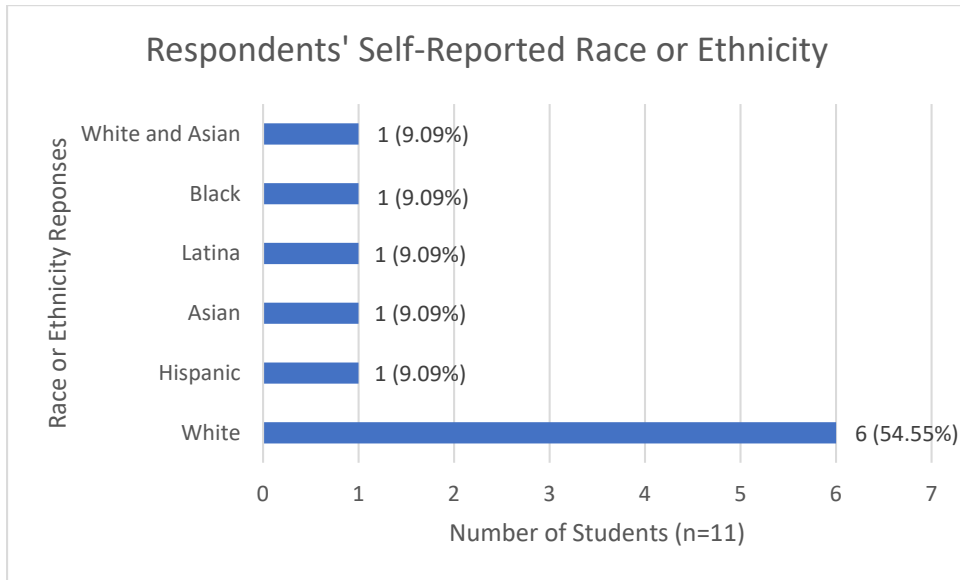
- Among the 12 respondents who self-reported gender, 91.66% ( $n = 11$ ) reported "female," 8.33% ( $n = 1$ ) reported "male." The following graph shows the responses.



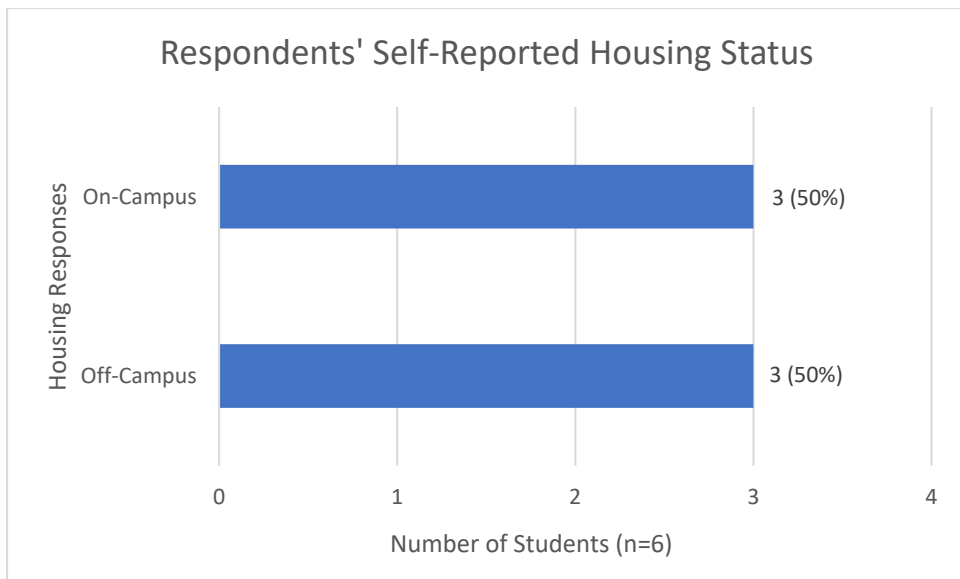
- Among the 13 respondents who indicated their type of job, 15.38%, ( $n = 2$ ) indicated that they work off-campus, 30.77% ( $n = 4$ ) work on-campus, 53.85% ( $n = 7$ ) do not have a job. The following graph shows the responses.



- Among the 11 respondents who indicated their race or ethnicity, 12.5%, ( $n = 1$ ) indicated that they were White and Asian, 12.5% ( $n = 1$ ) indicated that they were Black, 12.5% ( $n = 1$ ) indicated that they were Latina, 12.5%, ( $n = 1$ ) indicated that they were Asian, 12.5% ( $n = 1$ ) indicated that they were Hispanic, and 54.55% ( $n = 6$ ) indicated that they were White. The following graph shows the responses.

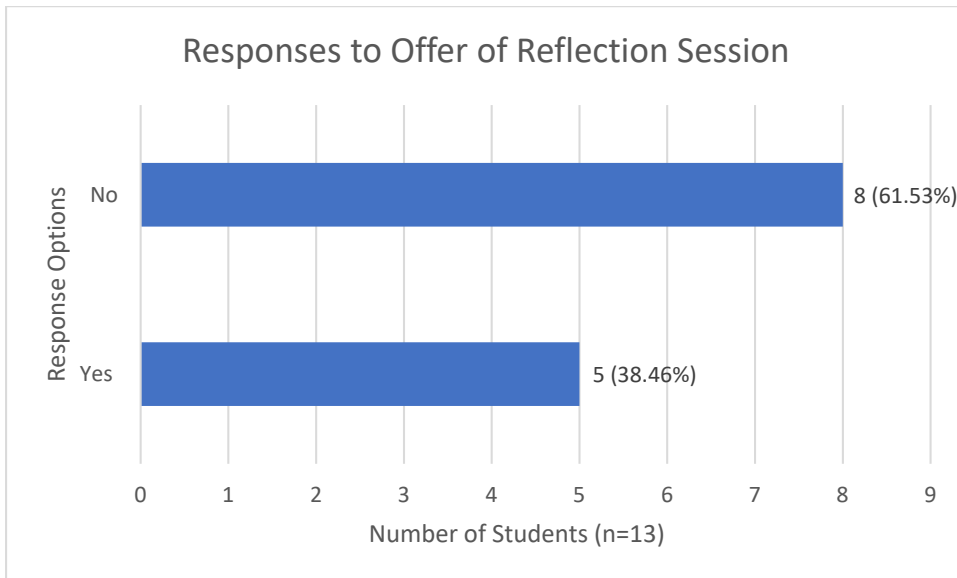


- Among the 6 respondents who indicated their housing status, 50%, ( $n = 3$ ) indicated that they live off-campus and 50% ( $n = 3$ ) indicated that they live on-campus. The following graph shows the responses.



- Among the 13 respondents who indicated their interest in a reflection session after their work in the Homework Completion Programs, 61.53%, ( $n = 8$ ) indicated that they would

have been interested in a reflection session and 38.46% ( $n = 5$ ) indicated that would not have been interested in a reflection session. The following graph shows the responses.



*Level of Agreement with Statements about Students' Work in the Homework Completion Programs*

The respondents were presented a five-point Likert scale comprising 11 statements about their work in the Homework Completion Programs. The higher end of the scale was “strongly agree” and the lower end of the scale was “strongly disagree.” The following table shows the responses.

	Strongly Agree	Agree	Neutral	Disagree	Strongly Disagree	Total of Respondents
It has increased my ability to effect change.	61.54% (n = 16)	30.77% (n = 8)	7.69% (n = 2)	0.0% (n = 0)	0.0% (n = 0)	26
I have learned a lot about myself.	53.85% (n = 14)	38.46% (n = 10)	7.69% (n = 2)	0.0% (n = 0)	0.0% (n = 0)	26
I have a much better understanding of important issues in society.	57.69% (n = 15)	38.46% (n = 10)	3.85% (n = 1)	0.0% (n = 0)	0.0% (n = 0)	26
I have engaged in research as a result of my community engagement activity.	30.77% (n = 8)	30.77% (n = 8)	11.54% (n = 3)	15.38% (n = 4)	11.54% (n = 3)	26
I am better able to understand perspectives other than my own.	61.54% (n = 16)	38.46% (n = 10)	0.0% (n = 0)	0.0% (n = 0)	0.0% (n = 0)	26
My work was meaningful to the community.	57.69% (n = 15)	42.31% (n = 11)	0.0% (n = 0)	0.0% (n = 0)	0.0% (n = 0)	26
I made changes in the communities in which I served.	38.46% (n = 10)	50% (n = 13)	11.54% (n = 3)	0.0% (n = 0)	0.0% (n = 0)	26
I know more about off campus communities.	50% (n = 13)	50% (n = 13)	0.0% (n = 0)	0.0% (n = 0)	0.0% (n = 0)	26
I have conversations with friends about my community work.	34.62% (n = 9)	50% (n = 13)	15.38% (n = 4)	0.0% (n = 0)	0.0% (n = 0)	26

I am more likely to get involved with many types of community projects.	38.46% (n = 10)	53.85% (n = 14)	3.85% (n = 1)	3.85% (n = 1)	0.0% (n = 0)	26
I have not been changed by my community activities.	3.85% (n = 1)	3.85% (n = 1)	7.69% (n = 2)	38.46% (n = 10)	46.15% (n = 12)	26

### **Conclusion**

The results of this assessment indicate that the Stockton students who volunteered in the Homework Completion Program overwhelmingly felt that their participation increased their ability to effect change in the community and helped them to learn about themselves. They also have a much better understanding of important issues in society and all of the students surveyed stated that they are better able to understand perspectives other than their own. Finally, the majority of students stated that they are more likely to get involved with many types of community projects. This suggests the strong positive impact that this type of service has on Stockton students.