

## Obtaining & Sharing Your Digital Badge(s)

### What are digital badges?

Digital badges acknowledge skills, achievements, or attendance in a digital format. Unlike traditional paper-based certificates, digital badges are easily shared online with verifiable information about the skills or knowledge demonstrated by the badge holder.

Digital badges may be showcased in your email signature, ePortfolio, LinkedIn page, or other social media platform. Badges may be provided as evidence in constructing a file for tenure or promotion.

### How do I earn a Stockton digital badge?

The Center for Teaching & Learning Design (CTLD) issues digital badges for most training and professional development opportunities.

### How do I manage my digital badges?

After attending a CTLD professional development session, you receive an email from [milestone@campuslabs.com](mailto:milestone@campuslabs.com) with the subject line “You Earned a Badge!” Follow the directions in the email to create an account. Login to [Achievement Studio](#) to view and manage your Stockton issued digital badges.

*The account page will look as follows:*

Milestone  
**Achievement Studio** ACCOUNTS PERSONAL

HOME WORK BADGES SKILLS COLLECTIONS GOALS

My Timeline All Collections [+ Add New Event](#)

### Recent

You joined Achievement Studio  
6 months ago

You earned a badge  
6 months, 1 week ago

OPEN BADGE  
PIONEER

An early user of the Open Badges standard.  
6 months, 1 week ago

## How do I share my digital badges with others?

[Click here for instructions to share your badge\(s\) on Linked-In](#)

[Click here for instructions to share your badge\(s\) in your email or other social platforms](#)

Follow the directions provided below to share your digital badge link in a document (word or PDF) that you might submit when constructing a tenure file or providing digital badge information outside of social media platforms.

From your [Achievement Studio](#) account:

- Click on the image of the badge you want to share (A).
- Copy the link provided for the badge (B)
- Place the copied link in a Word or PDF document.

The screenshot shows the 'View Badge' page in Achievement Studio. On the left, a large graphic of the 'Open Badge Pioneer' badge is shown with a green arrow labeled '(A)' pointing to it. On the right, the badge details are displayed, including the issuer 'Campus Labs System to Ronnie Maiorino', the date earned 'Jul 31st, 2023', and the description 'An early user of the Open Badges standard.' Below the description are tags for 'innovation' and 'technology'. A share link is shown as 'https://achievementstudio.com/share/iw514cwh.talent' with a green arrow labeled '(B)' pointing to it. Below the link are social media icons for Twitter, Facebook, and LinkedIn. At the bottom of the page, there are sections for 'What Was Required to Earn This Badge' (Beta User) and 'Badge Evidence' (No evidence).

Download Verify Badge Badge Data

<https://achievementstudio.com/share/iw514cwh.talent>

Created Aug 23rd, 2023 Expires Never

Optionally expires on... + New Share Link

When the reader of your document clicks the link, the reader will view information about the badge and may click on the “Verify Badge” link (C) to learn more about the digital badge.


Milestone  
**Achievement Studio** REGISTER LOGIN

HOME

## View Badge

Ronnie Maiorino

Open Badge Pioneer





The badge graphic features a stylized mountain range in shades of green and blue. A pink ribbon with the text 'OPEN BADGE' is draped across the mountains. Below the mountains, a white silhouette of a person is climbing a green flag on a pole. At the bottom, another pink ribbon with the text 'PIONEER' is displayed, with a green gear icon below it.

Issued by Campus Labs System  
to Ronnie Maiorino

**Earned on Jul 31st, 2023**

**Badge Description**  
An early user of the Open Badges standard.

 innovation technology

 v2.0 [Verify Badge](#) [Badge Data](#)

You must be logged in to endorse. ↖ (C)

---

**What Was Required to Earn This Badge**

**Beta User**  
You registered for MyMantl during the beta period.

**Aligned Internal Outcomes**

No internal alignments.

**Badge Evidence**

No evidence.

If you need any assistance with digital badges from the Center for Teaching & Learning Design, contact us at [ctld@stockton.edu](mailto:ctld@stockton.edu) or 609.626.3828 or review the [digital badges webpage](#).