

New Jersey Kids Count

Mary E. Coogan, Esq.
Advocates for Children of New Jersey

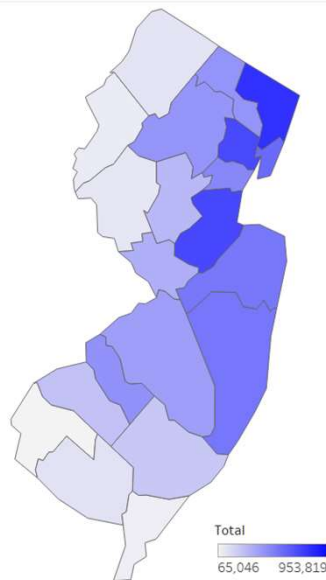
October 19, 2023

mcoogan@acnj.org

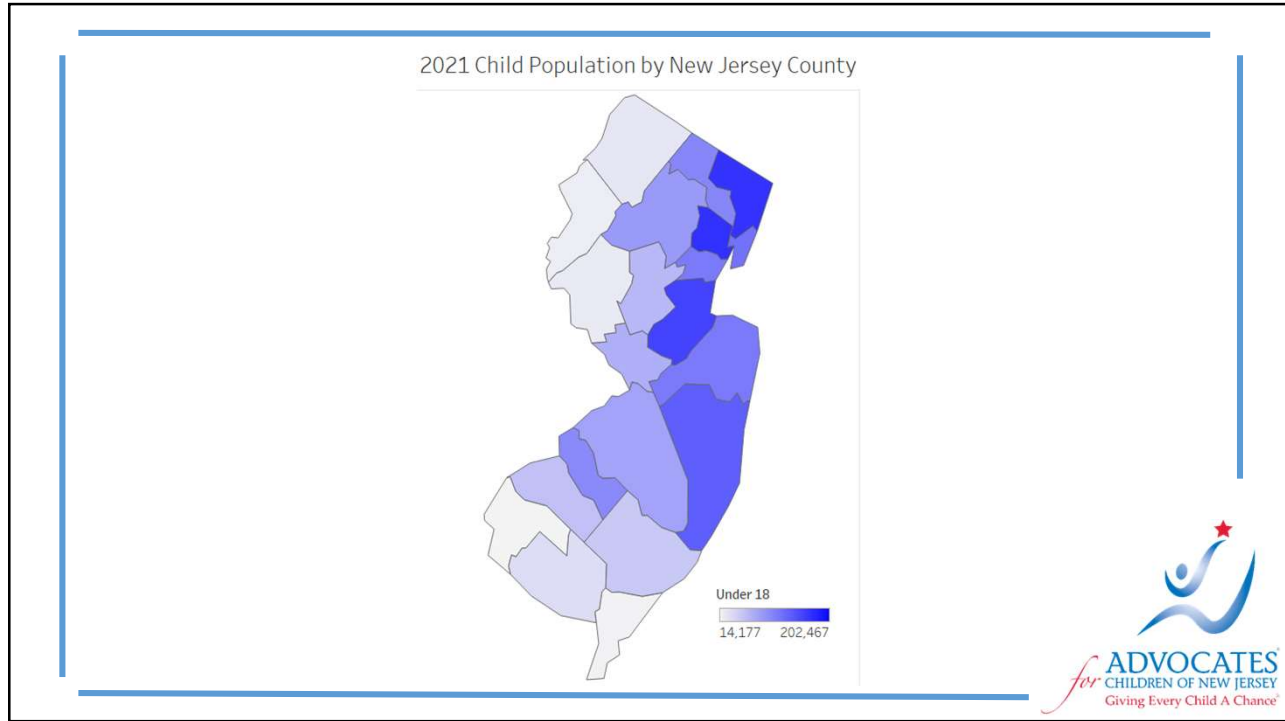


1

2021 Total Population by New Jersey County



2



3

2021 Percentage of Households with Children by Type

	Married Couple	Cohabiting Couple	Male Householder, no spouse/partner present	Female householder, no spouse/partner present
North				
Bergen	80%	5%	2%	13%
Essex	61%	8%	5%	27%
Hudson	66%	11%	3%	21%
Morris	86%	5%	3%	5%
Passaic	62%	13%	2%	23%
Sussex	80%	4%	2%	14%
Union	70%	9%	2%	19%
Warren	68%	11%	2%	19%
Central				
Hunterdon	81%	5%	5%	9%
Mercer	74%	6%	4%	16%
Middlesex	76%	9%	2%	13%
Somerset	87%	2%	2%	9%
South				
Atlantic	63%	10%	8%	19%
Burlington	74%	8%	3%	15%
Camden	64%	11%	4%	21%
Cape May	76%	7%	4%	13%
Cumberland	63%	17%	5%	15%
Gloucester	73%	11%	2%	14%
Monmouth	78%	4%	3%	15%
Ocean	83%	6%	2%	9%
Salem	59%	12%	2%	27%

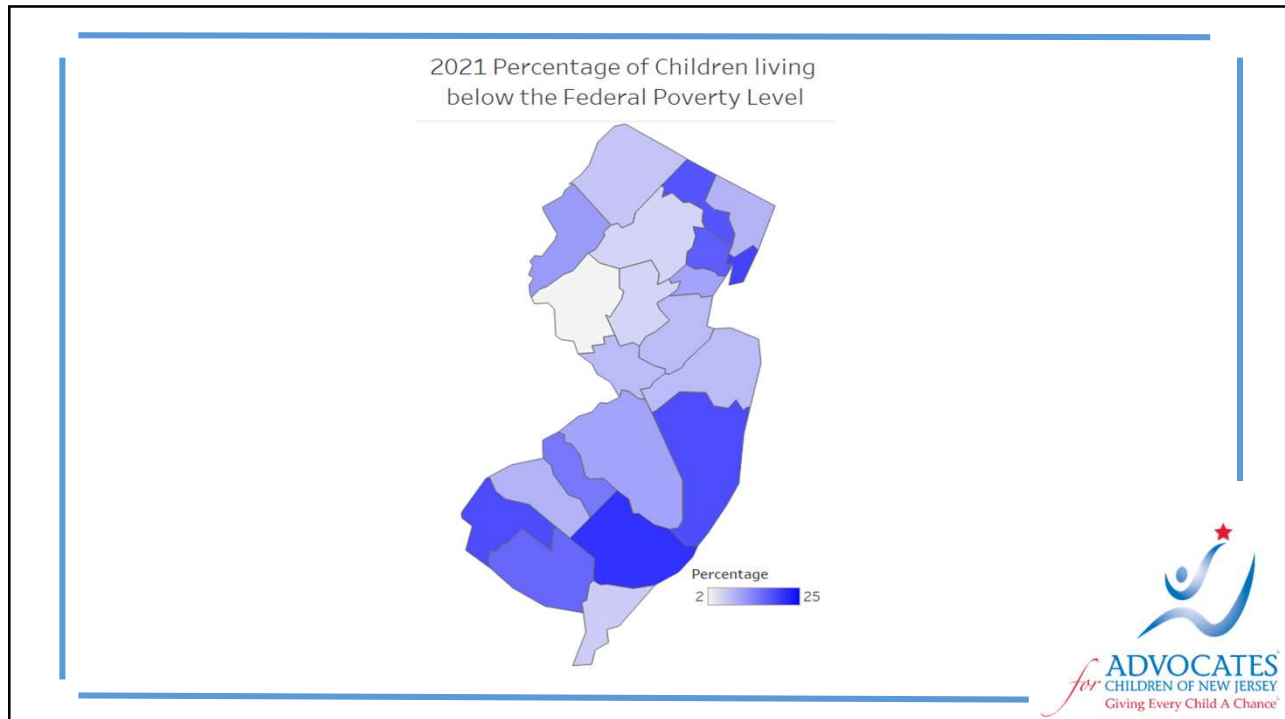
4

2021 Languages Spoken in the Home by Percentage of Population ages 5 and older		
	Only Speak English	Speak a Language other than English
North		
Bergen	59%	41%
Essex	63%	37%
Hudson	44%	56%
Morris	75%	25%
Passaic	52%	48%
Sussex	88%	12%
Union	54%	46%
Warren	85%	15%
Central		
Hunterdon	87%	13%
Mercer	71%	29%
Middlesex	53%	47%
Somerset	66%	35%
South		
Atlantic	75%	25%
Burlington	87%	13%
Camden	80%	20%
Cape May	N	N
Cumberland	74%	26%
Gloucester	90%	10%
Monmouth	83%	17%
Ocean	88%	12%
Salem	N	N

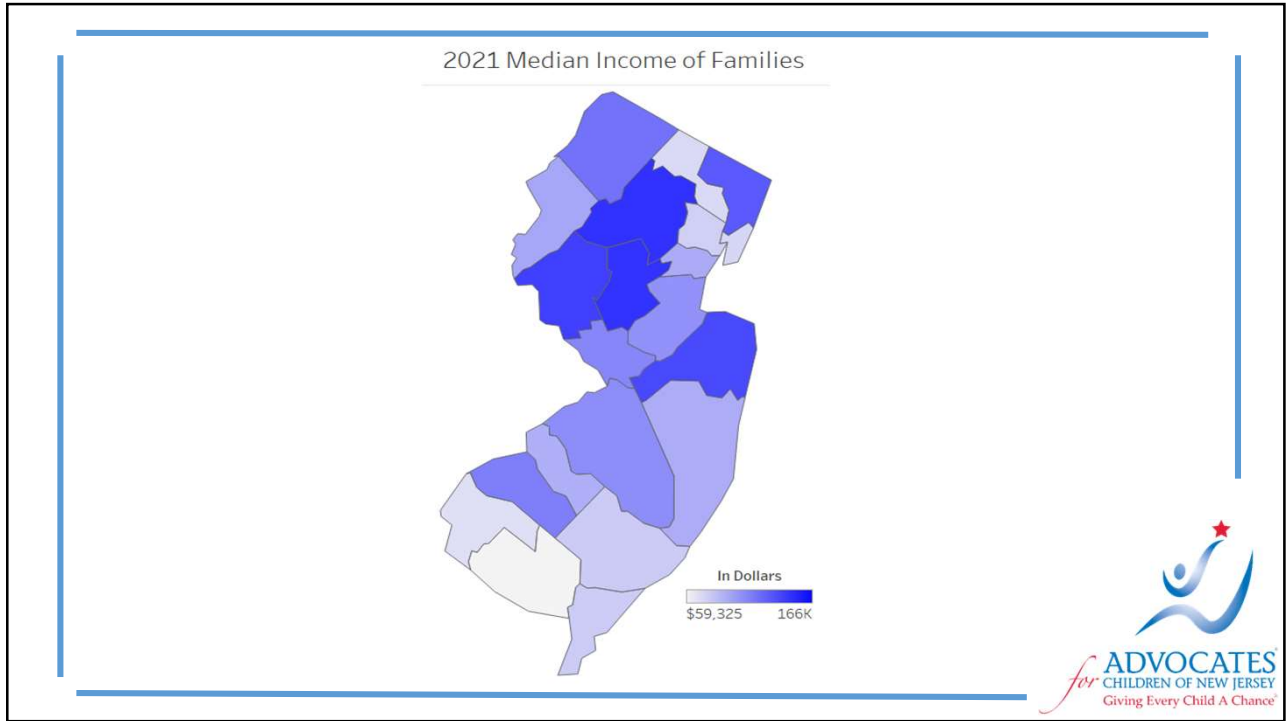
- New Jersey
 - Only Speak English: **68%**
 - Speak a language other than English: **32%**



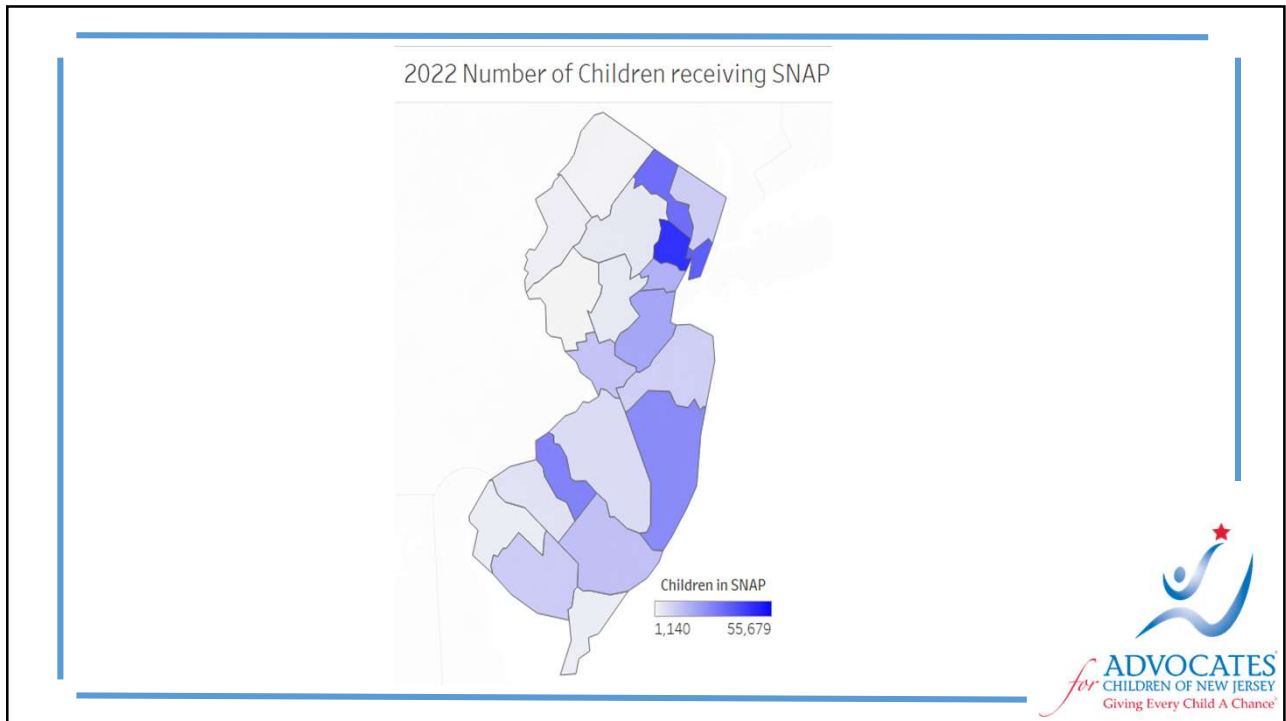
5



6




7



8

2022 Free and Reduced Price Student Participation in Breakfast per 100 Participating in Lunch	
North	
Bergen	31
Essex	71
Hudson	70
Morris	34
Passaic	64
Sussex	38
Union	47
Warren	44
Central	
Hunterdon	16
Mercer	49
Middlesex	50
Somerset	45
South	
Atlantic	64
Burlington	40
Camden	58
Cape May	61
Cumberland	73
Gloucester	51
Monmouth	39
Ocean	52
Salem	61


- October 2022
 - In New Jersey, for every 100 students participating in free/reduced price lunch:
 - Only **56** are also participating in free/reduced price breakfast



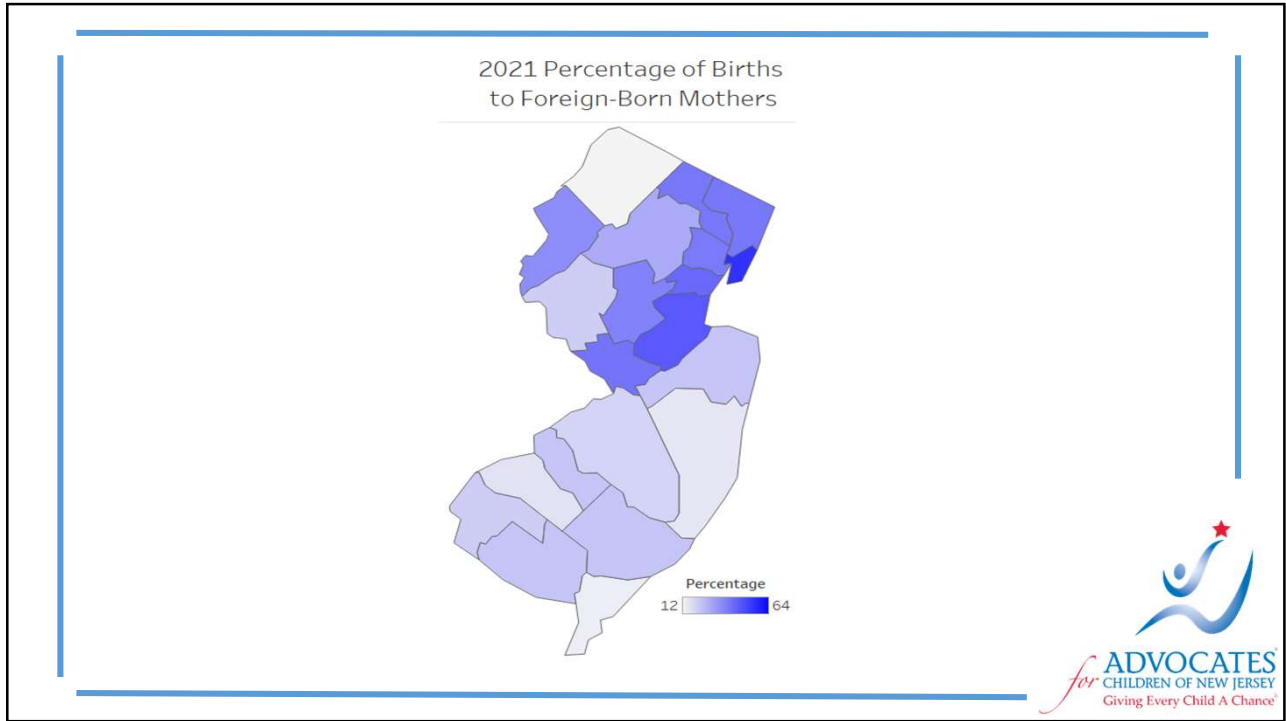
9

2021 Percentage of Households spending 30% or more of Income on Rent	
North	
Bergen	49%
Essex	53%
Hudson	44%
Morris	43%
Passaic	55%
Sussex	46%
Union	48%
Warren	56%
Central	
Hunterdon	44%
Mercer	47%
Middlesex	44%
Somerset	45%
South	
Atlantic	50%
Burlington	48%
Camden	51%
Cape May	51%
Cumberland	53%
Gloucester	47%
Monmouth	54%
Ocean	55%
Salem	51%

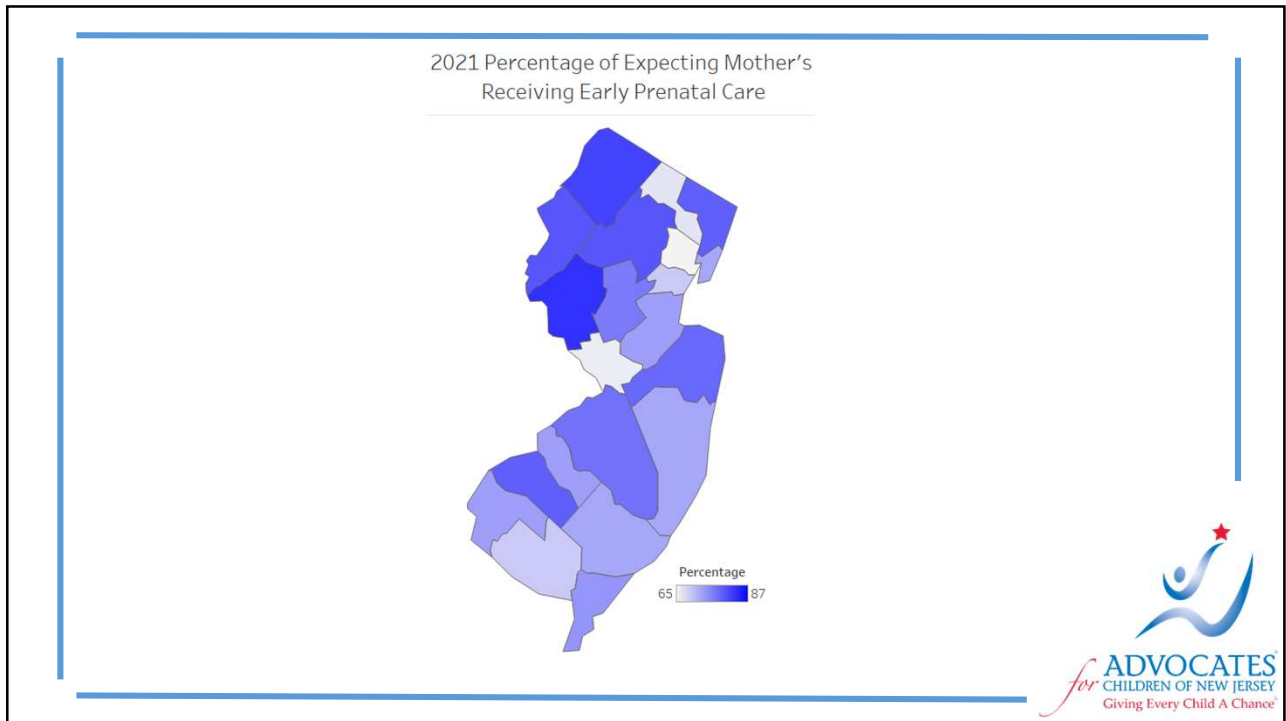
- New Jersey
 - **49%** of households are spending 30% or more of income on rent



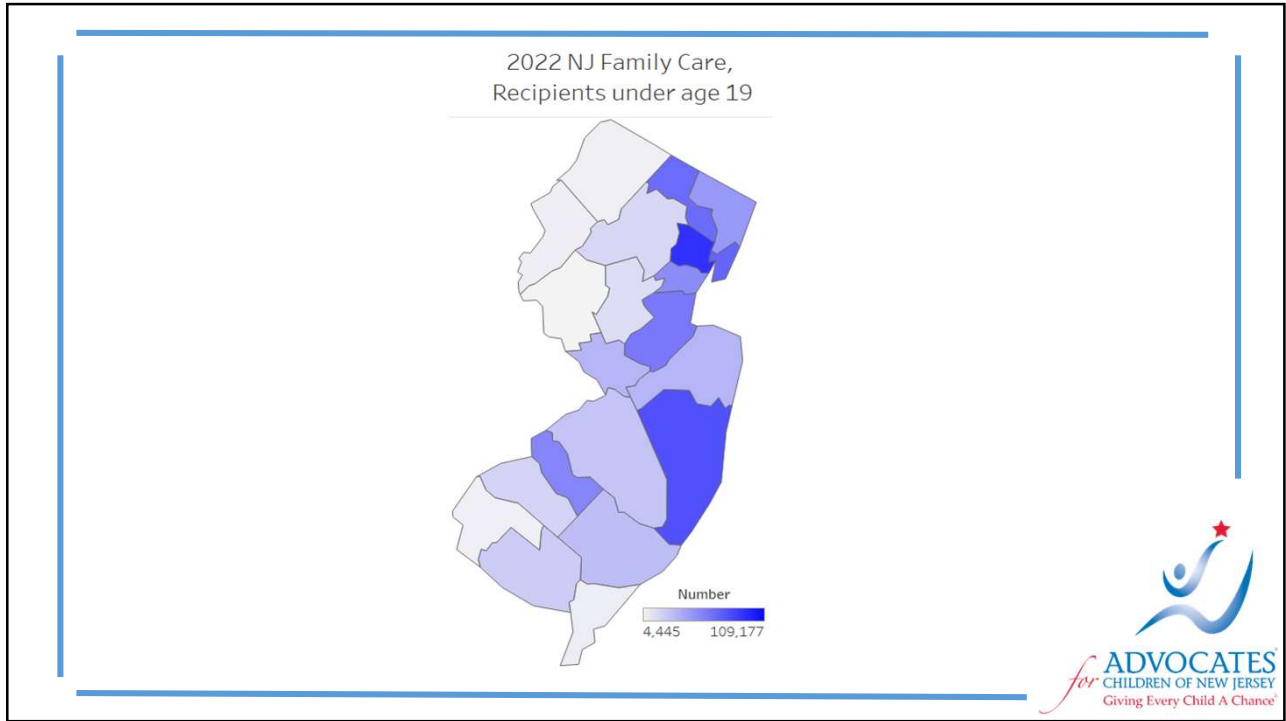
10



11



12



13

Thank you!

Connect with Us!
@ACNJForKids

ADVOCATES
CHILDREN OF NEW JERSEY
Giving Every Child A Chance

14