


# New Jersey Department of Children and Families Focusing on the Fundamentals

## 2006 Annual Update



2/21/2007



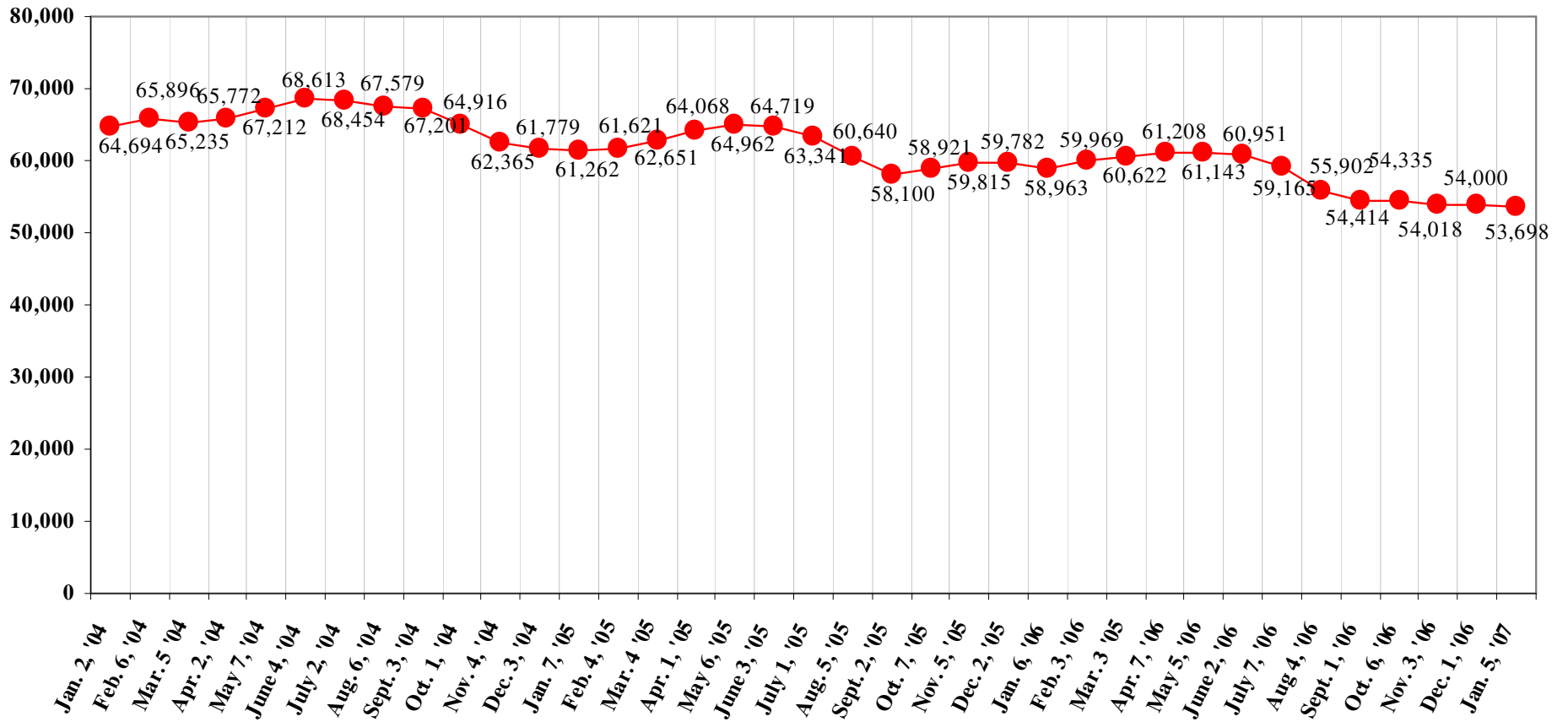
In 2006, New Jersey made significant investments in its most vulnerable children & families.

- Governor Corzine and the legislature championed the creation of a new cabinet level department focused solely on children & families.
- New Jersey invested in more services for children and families and in hiring and training more staff to serve those children & families.
- New Jersey set ambitious targets to lay the foundation for strong child welfare practice.
- New Jersey met or exceeded all of its targets for December 2006.

**But much work remains...**

# Overview

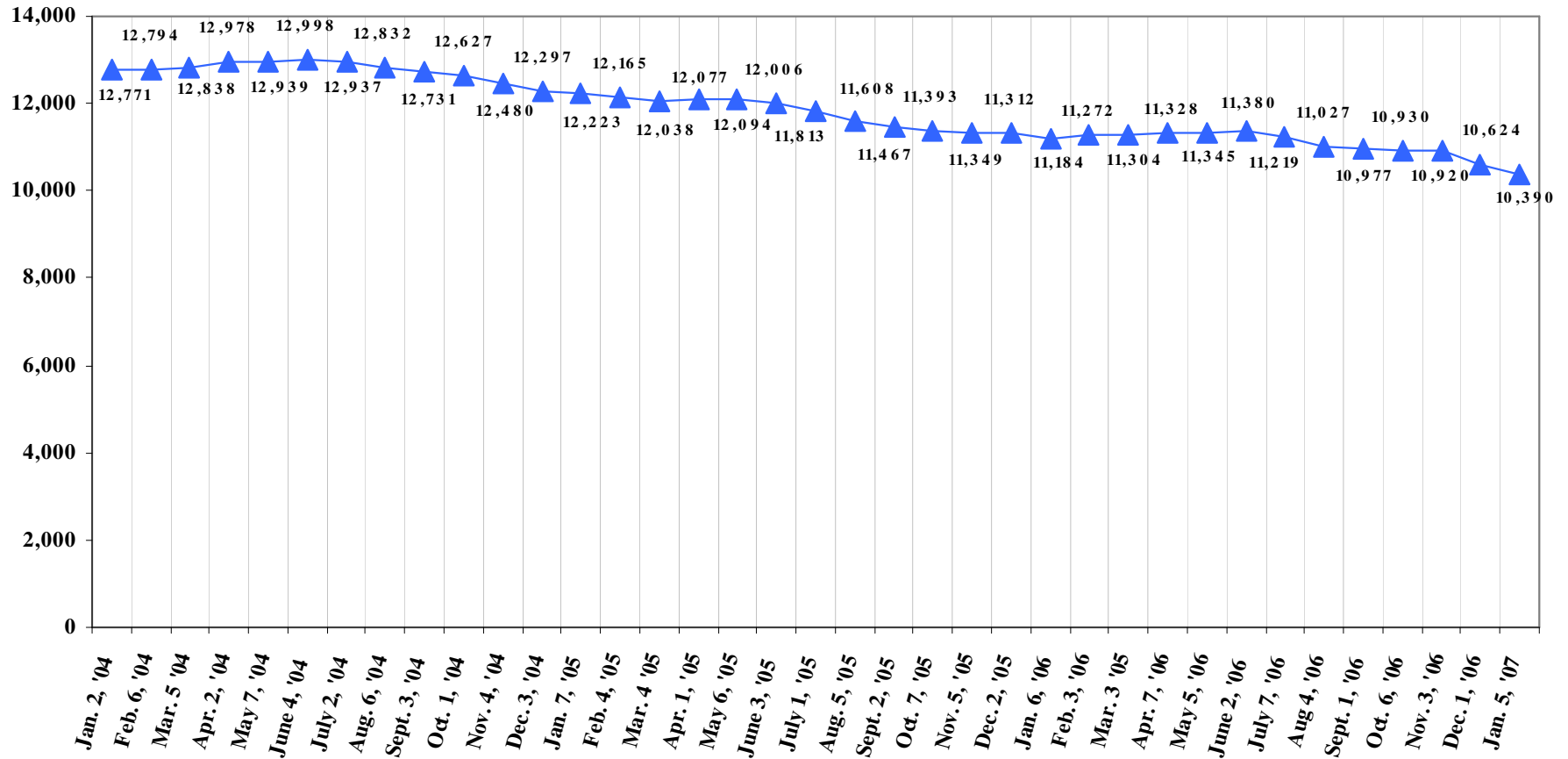
*The Division of Youth & Family Services (DYFS) supervises more than 50,000 children, most (80%) living at home.*



2/21/2007

# Overview

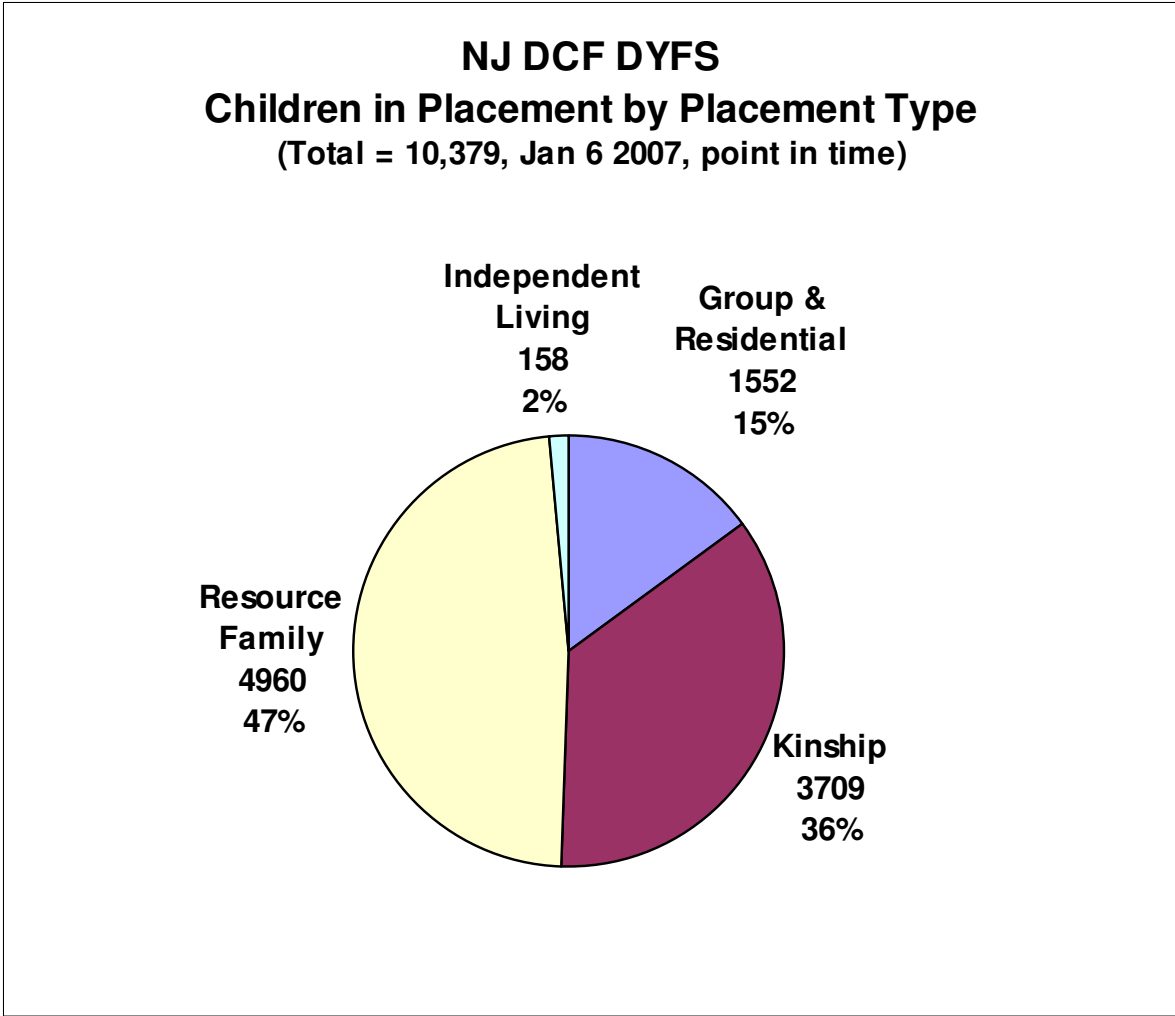
*There are more than 10,000 children in the custody of DYFS, living in out of home placement.*



2/21/2007

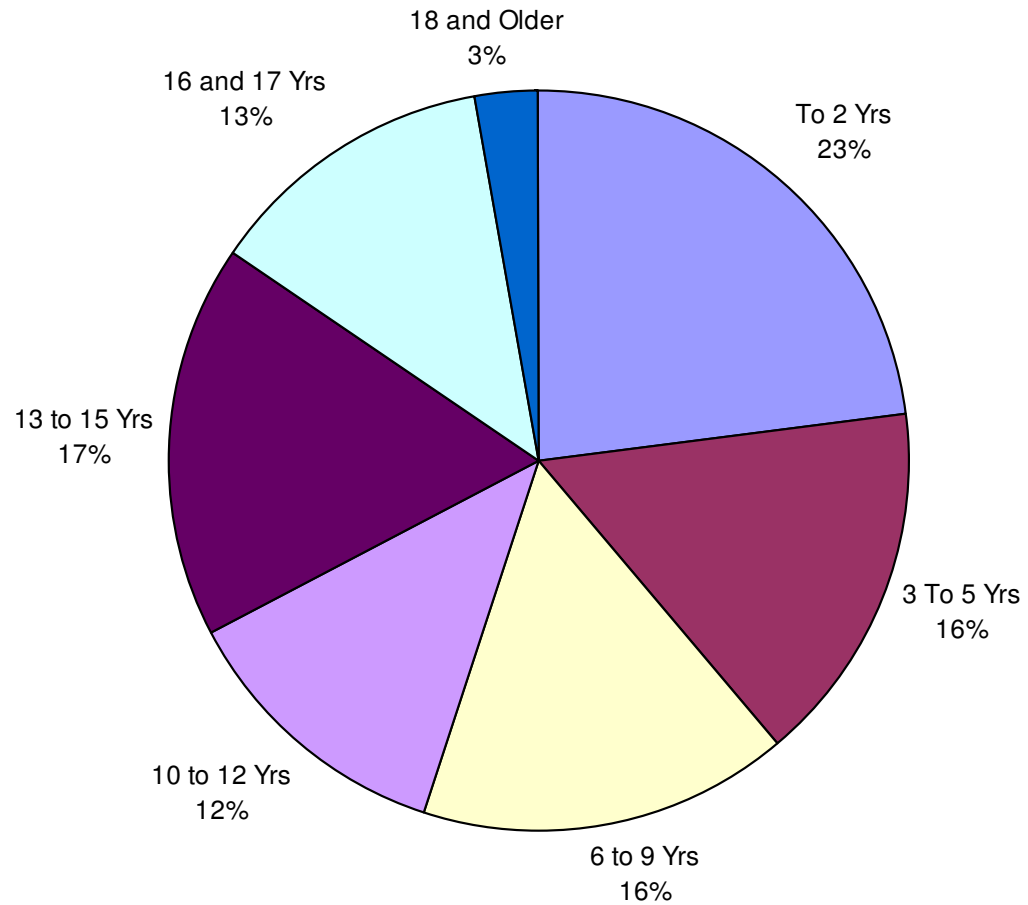
# Overview

*Most children in out of home placement live in family settings.*



# Overview

*The children in placement range in age from newborns up to age 21.*



2/21/2007

# Initial Response

*The process begins with a call to the child abuse  
HOTLINE*

*1-877-NJABUSE*

*If the call involves an allegation that a child is unsafe or  
a family requests DYFS services,*

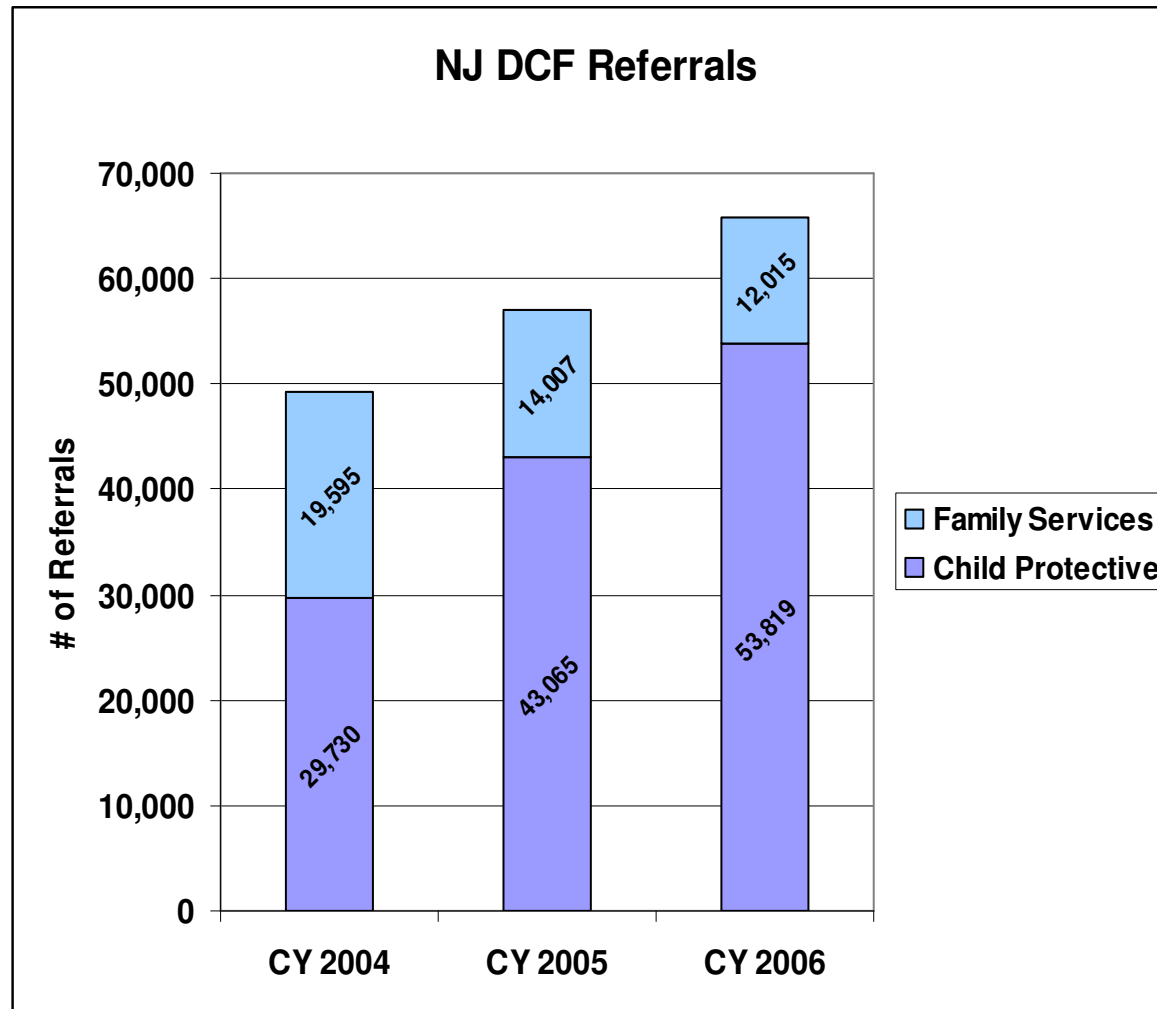
*a*

*REFERRAL*

*goes out to a DYFS investigator.*

# Initial Response

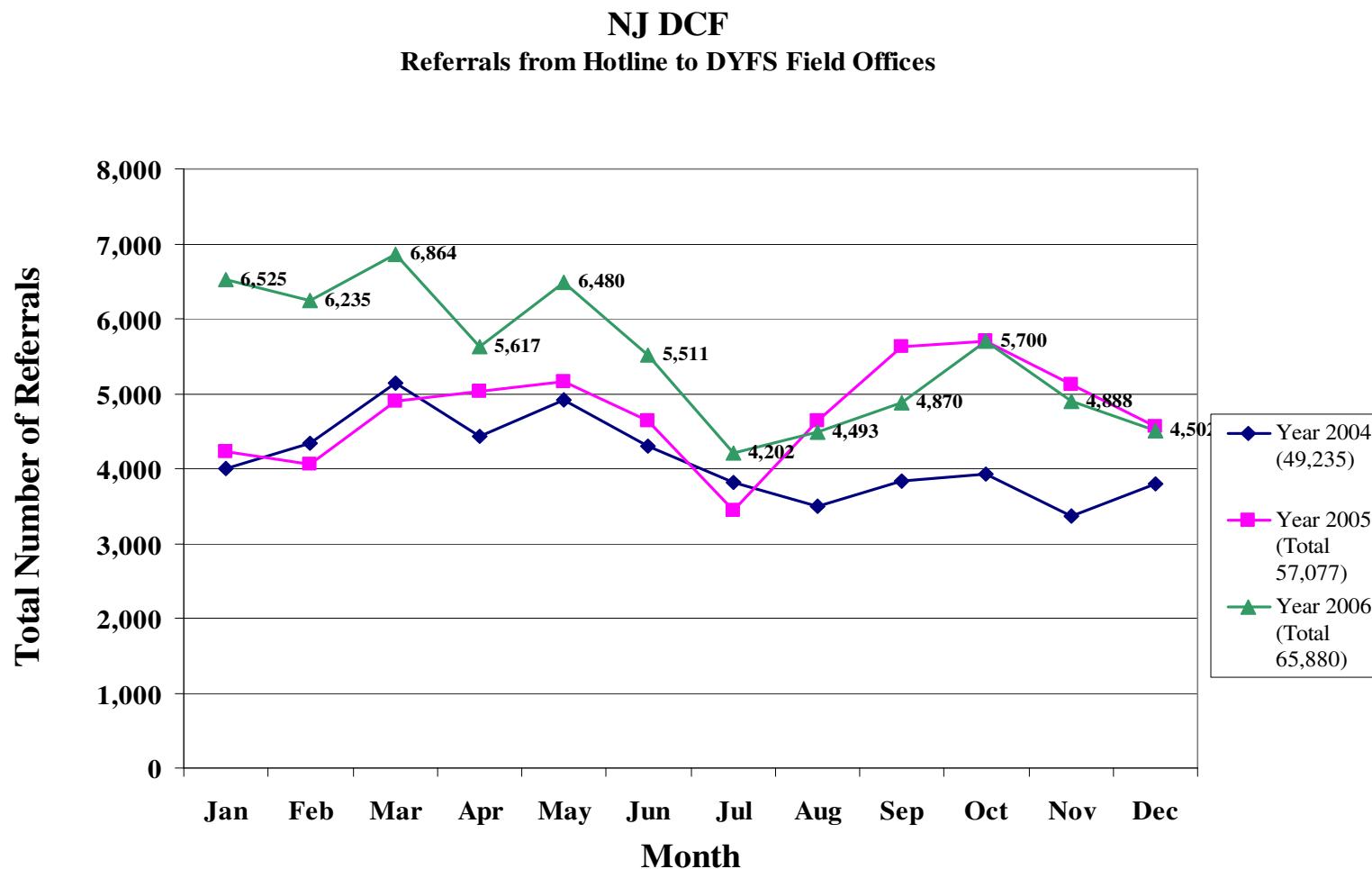
*In 2006, DYFS handled a historically large number of referrals to the field & a greater percentage of those referrals involved child protection allegations.*





# Initial Response

*The surge in referrals began in August 2005, peaked in March 2006, and maintained a high rate through the fall and winter of 2006.*



2/21/2007

# Investments in Staff

## Lowering Caseloads

*New Jersey achieved its caseload targets for December 2006.*

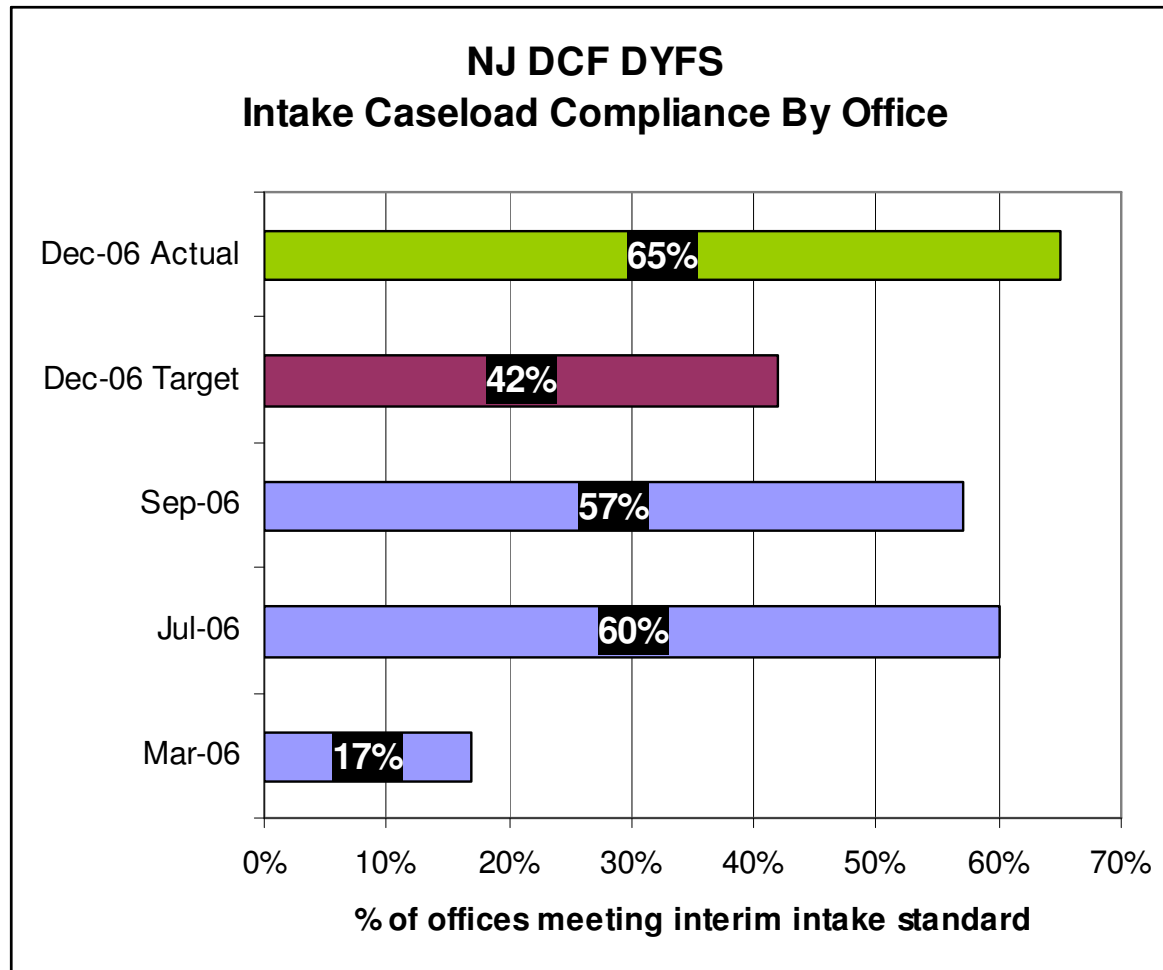
*New Jersey established caseload standards based on best practices.  
Standards were set for each type of staff by office.*

- Intake: 10 new referrals & 15 families
- Permanency: 10 children in out of home placement & 15 families
- Adoption: 18 children
- Supervisory Staff: 1 supervisory staff for every 5 caseload-carrying staff  
(including trainees)

*The caseload standards track “active” caseload carrying staff. Trainees, whether they can or cannot carry cases, are not included as active caseload carrying staff. Staff on leave and staff in support roles (non-caseload carrying) are excluded.*

# Investments in Staff Caseloads - Intake

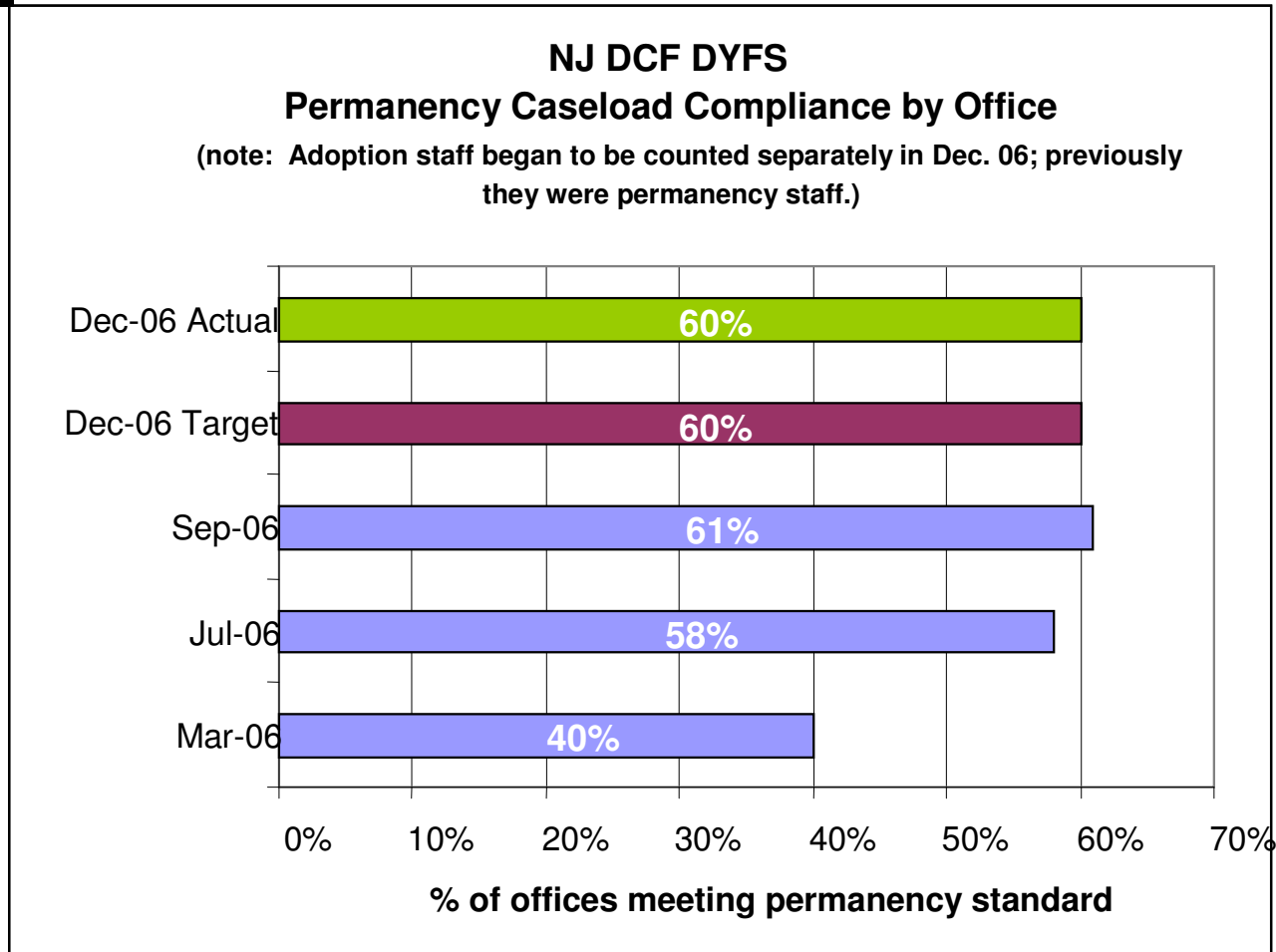
*New Jersey achieved the December 2006 target.*



2/21/2007

# Investments in Staff Caseloads – Permanency

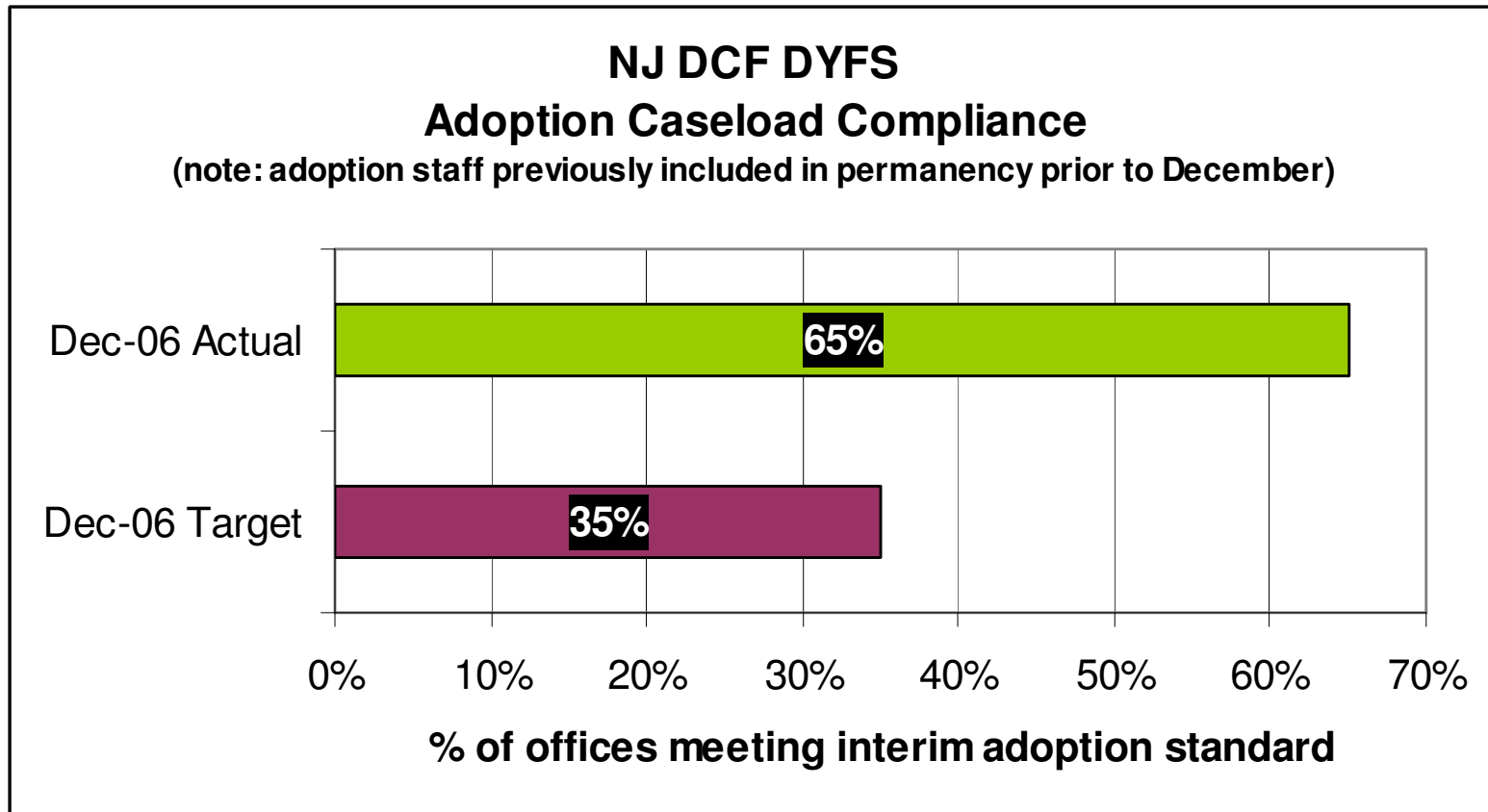
*New Jersey achieved the December 2006 target.*



2/21/2007

# Investments in Staff Caseloads – Adoption

*New Jersey achieved the December 2006 target.*

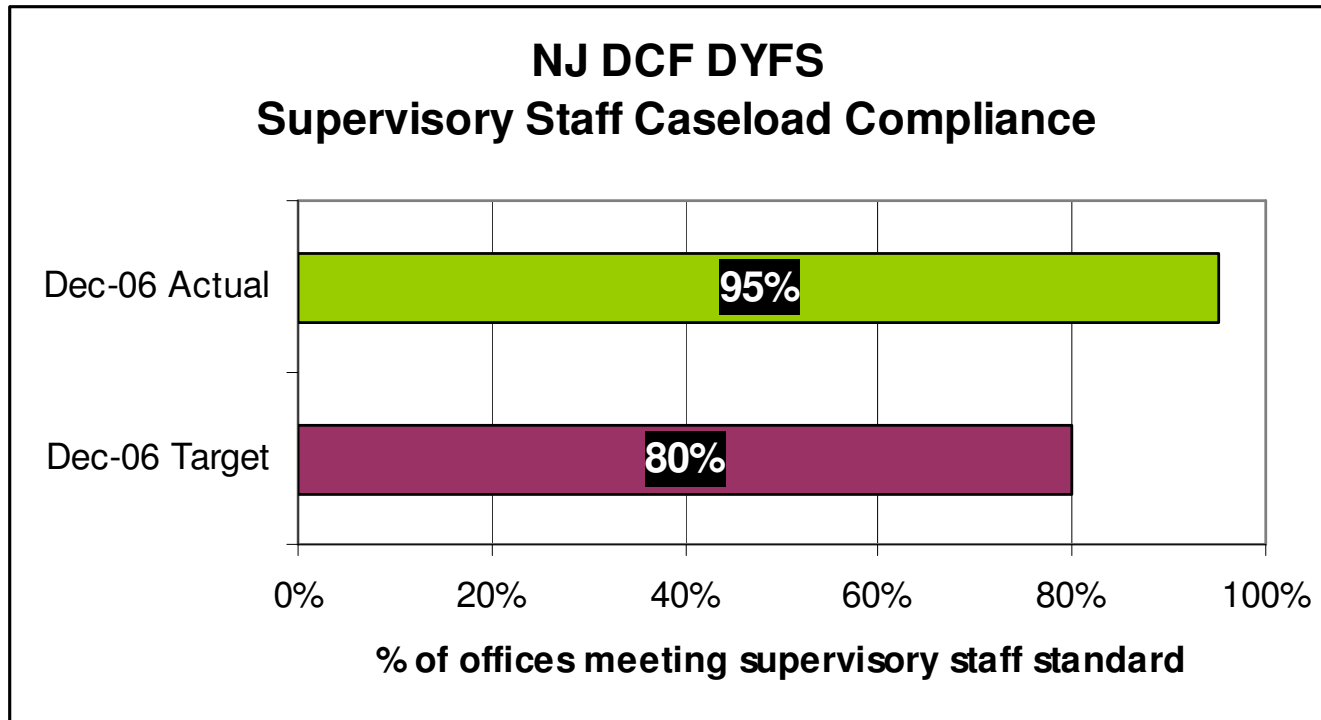


2/21/2007

# Investments in Staff

## Caseloads – Supervisory Staff

*New Jersey achieved the December 2006 target.*



*Supervisory staff include both supervising family service specialist 1 & 2's.  
Supervisors on leave are excluded.*

2/21/2007

# Caseload Data-Statewide Totals

Dec-06	Active Caseload Carrying			Other Staff				Total
	Intake	Permanency	Adoption	Impact	Trainees with Cases	Trainees without Cases	Staff on Leave	TOTAL
Atlantic	21	34	7	0	2	4	0	68
Bergen Central	11	18	4	0	6	0	1	40
Bergen South	21	30	5	0	7	1	0	64
Burlington East	13	30	2	0	8	1	0	54
Burlington West	14	24	3	0	8	1	2	52
Camden Central	15	37	6	0	2	4	1	65
Camden East	19	33	4	0	7	1	2	66
Camden North	12	42	4	0	1	2	1	62
Camden South	16	27	4	2	4	3	3	59
Cape May	9	23	3	0	2	2	0	39
Cumberland	21	35	4	0	6	4	6	76
Essex Central	17	47	5	0	0	3	2	74
Essex North	13	21	5	0	3	10	5	57
Essex South	14	29	4	0	2	9	0	58
Newark Center City	13	28	0	0	13	7	2	63
Newark Northeast	20	50	0	0	3	5	1	79
Newark South	11	44	0	0	5	2	1	63
Newark West	0	0	37	0	0	3	0	40
Gloucester East	9	20	1	0	2	4	0	36
Gloucester West	11	20	3	0	6	3	0	43
Hudson Central	10	21	3	0	4	6	2	46
Hudson North	13	17	3	0	8	1	1	43
Hudson South	14	21	3	0	1	2	2	43
Hudson West	12	15	3	0	6	2	0	38
Hunterdon	4	6	1	0	2	2	2	17
Mercer North	13	27	5	0	6	5	1	57
Mercer South	13	29	4	0	7	4	0	57
Middlesex Central	6	14	10	0	3	3	2	38
Middlesex Coastal	18	59	0	0	7	1	2	87
Middlesex West	26	42	5	0	3	2	0	78
Monmouth North	20	24	5	0	4	7	0	60
Monmouth South	15	28	5	0	7	2	0	57
Morris	21	22	5	0	15	4	0	67
Ocean North	21	31	6	0	8	4	0	70
Ocean South	17	30	5	0	7	5	0	64
Passaic Central	20	30	4	0	2	6	1	63
Passaic North	20	14	2	0	14	4	0	54
Salem	11	22	6	0	0	9	1	49
Somerset	12	10	3	0	9	4	0	38
Sussex	9	9	2	0	5	3	0	28
Union Central	10	25	4	0	1	4	2	46
Union East	13	35	7	0	2	4	2	63
Union West	14	22	8	0	7	0	1	52
Warren	12	10	2	0	0	4	0	28
Statewide	624	1155	202	2	215	157	46	2401

2/21/2007

# Intake Caseload

Dec-06	Intake				Met Intake Std
	Workload		Avg Assignments	Avg Families	
Local Office	Assignments	Families			
Atlantic	140	185	7	9	Yes
Bergen Central	77	171	7	16	No
Bergen South	129	221	6	11	Yes
Burlington East	70	284	5	22	No
Burlington West	128	234	9	17	No
Camden Central	65	83	4	6	Yes
Camden East	76	178	4	9	Yes
Camden North	40	86	3	7	Yes
Camden South	73	265	5	17	No
Cape May	51	123	6	14	Yes
Cumberland	90	461	4	22	No
Essex Central	88	216	5	13	Yes
Essex North	57	127	4	10	Yes
Essex South	47	96	3	7	Yes
Newark Center City	48	269	4	21	No
Newark Northeast	56	257	3	13	Yes
Newark South	41	147	4	13	Yes
Newark West					
Gloucester East	58	216	6	24	No
Gloucester West	53	115	5	10	Yes
Hudson Central	42	178	4	18	No
Hudson North	74	189	6	15	Yes
Hudson South	74	285	5	20	No
Hudson West	53	166	4	14	Yes
Hunterdon	18	49	5	12	Yes
Mercer North	67	182	5	14	Yes
Mercer South	71	103	5	8	Yes
Middlesex Central	38	85	6	14	Yes
Middlesex Coastal	103	123	6	7	Yes
Middlesex West	150	175	6	7	Yes
Monmouth North	105	268	5	13	Yes
Monmouth South	94	283	6	19	No
Morris	144	458	7	22	No
Ocean North	130	320	6	15	Yes
Ocean South	69	322	4	19	No
Passaic Central	100	277	5	14	Yes
Passaic North	118	277	6	14	Yes
Salem	39	158	4	14	Yes
Somerset	75	360	6	30	No
Sussex	74	129	8	14	Yes
Union Central	39	170	4	17	No
Union East	80	156	6	12	Yes
Union West	67	149	5	11	Yes
Warren	95	294	8	25	No
<b>Statewide</b>					<b>65%</b>

2/21/2007



# Permanency Caseload

Permanency					
Dec-06	Workload				Met Perm Std
Local Office	Families	Children Placed	Avg Families	Avg Children Placed	15 families/ 10 children out of home
Atlantic	493	186	15	5	Yes
Bergen Central	231	82	13	5	Yes
Bergen South	437	186	15	6	Yes
Burlington East	449	172	15	6	Yes
Burlington West	380	92	16	4	No
Camden Central	330	134	9	4	Yes
Camden East	568	172	17	5	No
Camden North	455	161	11	4	Yes
Camden South	411	132	15	5	Yes
Cape May	307	109	13	5	Yes
Cumberland	589	263	17	8	No
Essex Central	595	307	13	7	Yes
Essex North	469	125	22	6	No
Essex South	432	105	15	4	Yes
Newark Center City	641	294	23	11	No
Newark Northeast	536	316	11	6	Yes
Newark South	978	410	22	9	No
Newark West					
Gloucester East	226	85	11	4	Yes
Gloucester West	247	82	12	4	Yes
Hudson Central	435	140	21	7	No
Hudson North	292	86	17	5	No
Hudson South	361	140	17	7	No
Hudson West	168	73	11	5	Yes
Hunterdon	57	40	10	7	Yes
Mercer North	443	154	16	6	No
Mercer South	347	127	12	4	Yes
Middlesex Central	126	42	9	3	Yes
Middlesex Coastal	611	222	10	4	Yes
Middlesex West	449	179	11	4	Yes
Monmouth North	422	255	18	11	No
Monmouth South	334	192	12	7	Yes
Morris	418	105	19	5	No
Ocean North	592	251	19	8	No
Ocean South	335	125	11	4	Yes
Passaic Central	345	232	12	8	Yes
Passaic North	209	92	15	7	Yes
Salem	277	108	13	5	Yes
Somerset	205	86	21	9	No
Sussex	145	58	16	6	No
Union Central	439	143	18	6	No
Union East	419	156	12	4	Yes
Union West	336	186	15	8	Yes
Warren	227	73	23	7	No
<b>Statewide</b>					<b>60%</b>

2/21/2007

# Adoption Caseload

## Adoption

Dec-06	Workload		Met Adoption Std
	Children Under Supervision	Avg Children Supervised	Interim: 18 children
<b>Local Office</b>			
Atlantic	102	15	Yes
Bergen Central	79	20	No
Bergen South	99	20	No
Burlington East	56	28	No
Burlington West	75	25	No
Camden Central	60	10	Yes
Camden East	37	9	Yes
Camden North	65	16	Yes
Camden South	46	12	Yes
Cape May	56	19	No
Cumberland	96	24	No
Essex Central	152	30	No
Essex North	88	18	Yes
Essex South	40	10	Yes
Newark Center City			
Newark Northeast			
Newark South			
Newark West	652	18	Yes
Gloucester East	21	21	No
Gloucester West	61	20	No
Hudson Central	87	29	No
Hudson North	41	14	Yes
Hudson South	39	13	Yes
Hudson West	41	14	Yes
Hunterdon	20	20	No
Mercer North	119	24	No
Mercer South	59	15	Yes
Middlesex Central	160	16	Yes
Middlesex Coastal			
Middlesex West	47	9	Yes
Monmouth North	89	18	Yes
Monmouth South	51	10	Yes
Morris	88	18	Yes
Ocean North	95	16	Yes
Ocean South	99	20	No
Passaic Central	67	17	Yes
Passaic North	62	31	No
Salem	104	17	Yes
Somerset	35	12	Yes
Sussex	34	17	Yes
Union Central	64	16	Yes
Union East	115	16	Yes
Union West	134	17	Yes
Warren	32	16	Yes
<b>Statewide</b>			<b>65%</b>

2/21/2007

# Supervisory Caseload

Supervisory Staff	Supervising Family Service Specialist 2 (SFSS2)	SFS S2 on leave	Supervising Family Service Specialist 1 (SFSS1)	SFSS1 on leave	TOTAL	Active & Trainees	Ratio	Compliance (1=Yes)
Atlantic	13	0	5	0	18	68	4	1
Bergen Central	9	0	3	0	12	39	3	1
Bergen South	12	1	4	0	15	64	4	1
Burlington East	12	0	3	0	15	54	4	1
Burlington West	11	0	3	0	14	50	4	1
Camden Central	13	1	5	0	17	64	4	1
Camden East	14	0	5	0	19	64	3	1
Camden North	14	0	5	0	19	61	3	1
Camden South	13	0	4	0	17	54	3	1
Cape May	7	0	3	0	10	39	4	1
Cumberland	13	0	4	0	17	70	4	1
Essex Central	11	0	4	0	15	72	5	1
Essex South	7	1	5	0	11	52	5	1
Essex North	11	0	4	0	15	58	4	1
Newark Center City	11	0	3	0	14	61	4	1
Newark Northeast	12	0	4	0	16	78	5	1
Newark South	14	0	3	0	17	62	4	1
Newark West	11	0	4	0	15	40	3	1
Gloucester East	6	0	3	0	9	36	4	1
Gloucester West	8	0	2	0	10	43	4	1
Hudson Central	9	0	3	0	12	44	4	1
Hudson North	8	0	3	0	11	42	4	1
Hudson South	9	0	3	0	12	41	3	1
Hudson West	9	0	3	0	12	38	3	1
Hunterdon	4	0	1	0	5	15	3	1
Mercer North	9	1	4	0	12	56	5	1
Mercer South	11	0	4	0	15	57	4	1
Middlesex Central	6	0	5	0	11	36	3	1
Middlesex Coastal	13	2	4	0	15	85	6	0
Middlesex West	12	0	3	0	15	78	5	1
Monmouth North	12	0	4	0	16	60	4	1
Monmouth South	11	0	4	0	15	57	4	1
Morris	10	2	4	0	12	67	6	0
Ocean North	14	0	5	0	19	70	4	1
Ocean South	11	0	5	0	16	64	4	1
Passaic Central	13	0	5	0	18	62	3	1
Passaic North	9	1	4	0	12	54	5	1
Salem	9	0	2	0	11	48	4	1
Somerset	8	0	2	0	10	38	4	1
Sussex	5	0	2	0	7	28	4	1
Union East	10	0	3	0	13	44	3	1
Union West	11	1	5	0	15	61	4	1
Union Central	8	0	4	0	12	51	4	1
Warren	5	1	2	0	6	28	5	1
STATEWIDE	443	10	158	0	591	2353	4	42
<b>Total</b>								<b>95%</b>

2/21/2007

# Investments in Staff

## *Increased Training*

### NJ DCF Training Academy

#### Training Delivered

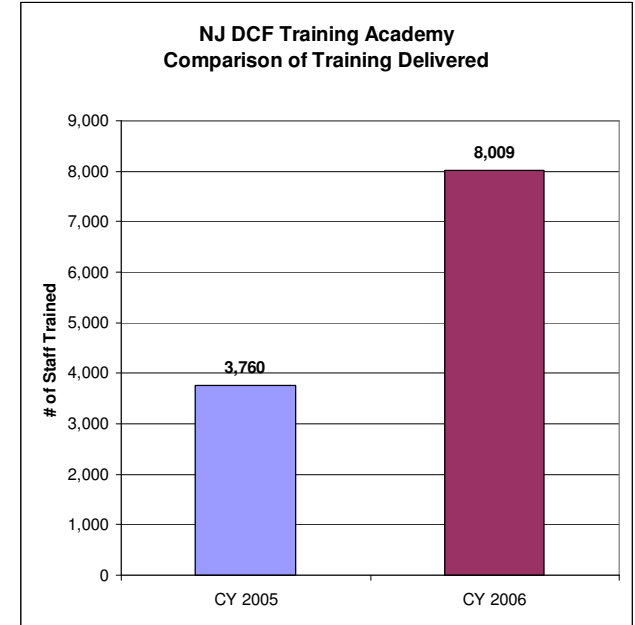
(CY 2005 v. 2006)

COURSE TITLE	2005	2006	DIFFERENCE
			+ / -
Pre Service: Family and Community Engagement Training	249	711	462
*Supervisory Practices in Child Welfare Training	1,114	44	-1,070
PRIDE (Parent Resources for Information, Development, and Education)	159	222	63
			0
Foundation Courses (Risk Indicators, Sex Abuse Identification & Investigation, Substance Abuse)	2,025	3,765	1,740
Resource Family In Service Training	213	618	405
Concurrent Planning	0	2,499	2,499
First Responders in Child Welfare	0	150	150
<b>YEARLY TOTAL **</b>	<b>3,760</b>	<b>8,009</b>	<b>4,249</b>

\*Supervisory training was re-instituted in Sept 2006 with a revised curriculum.

\*\*Note: the data includes employees who participated in more than one of these trainings.

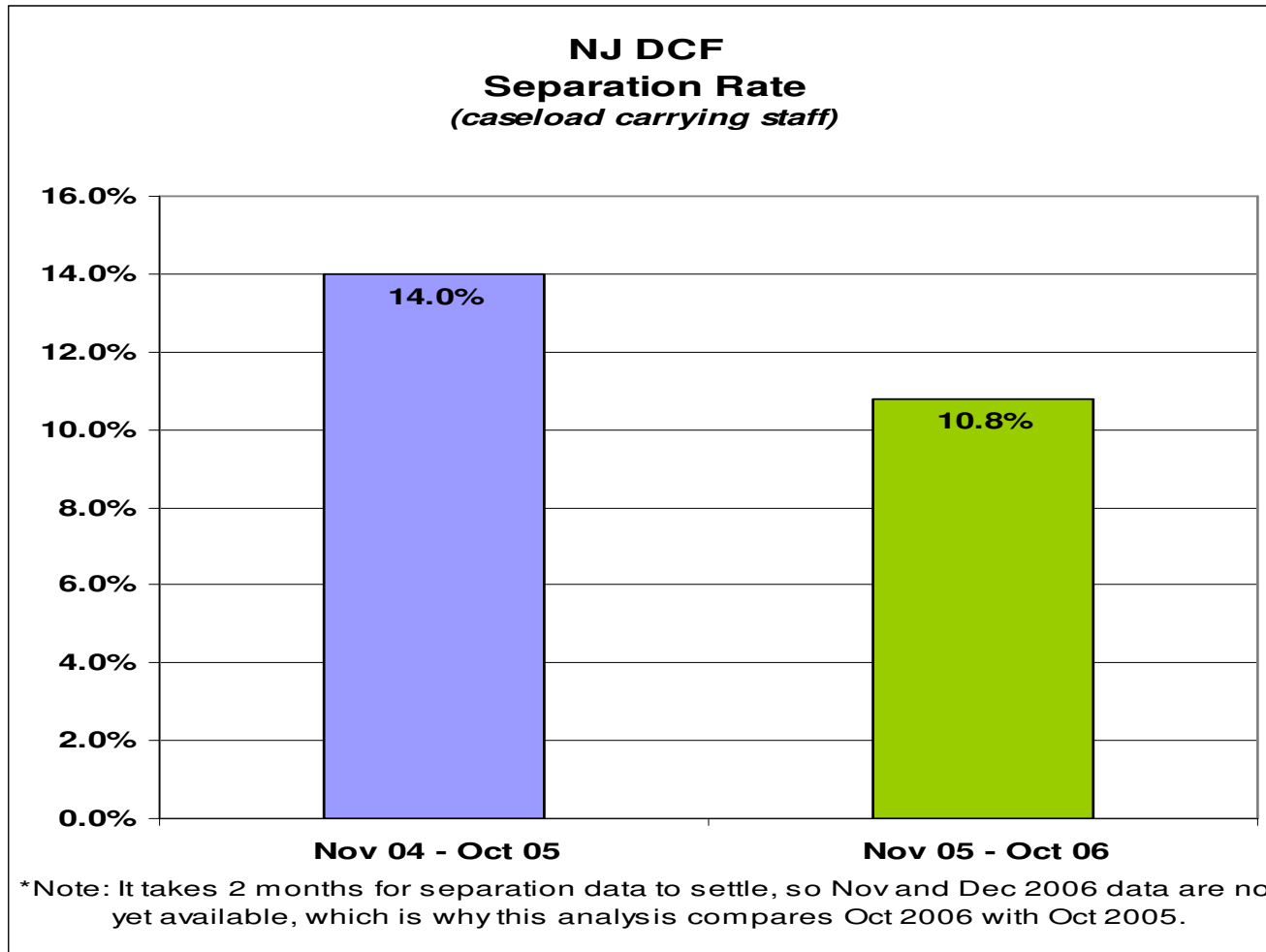
2/21/2007



# Investments in Staff

## *Reducing caseworker separation rates*

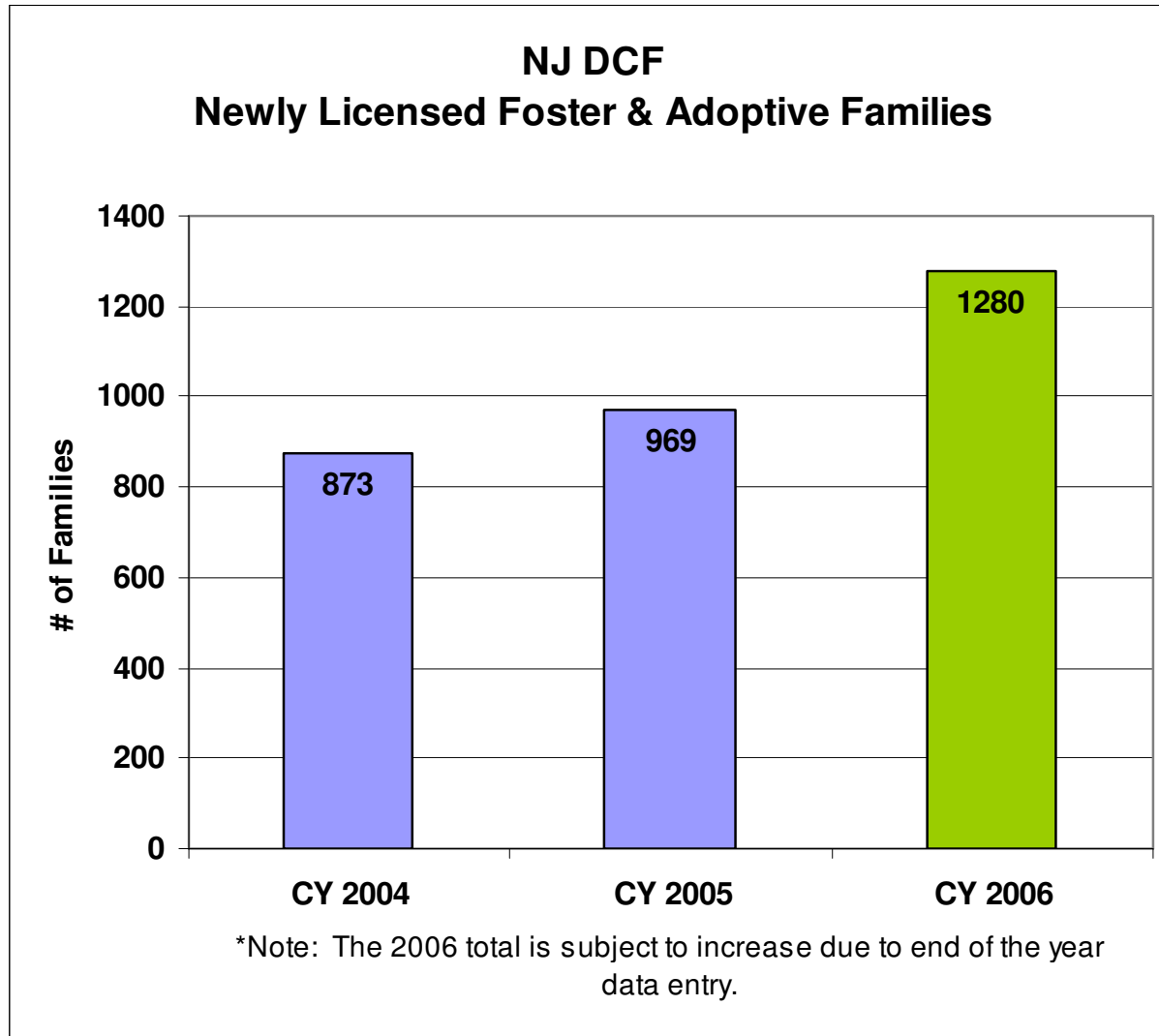
*Note: New Jersey's current rate exceeds best practice & may stabilize or even slightly increase over time.*



2/21/2007

# Foster and Adoptive Families

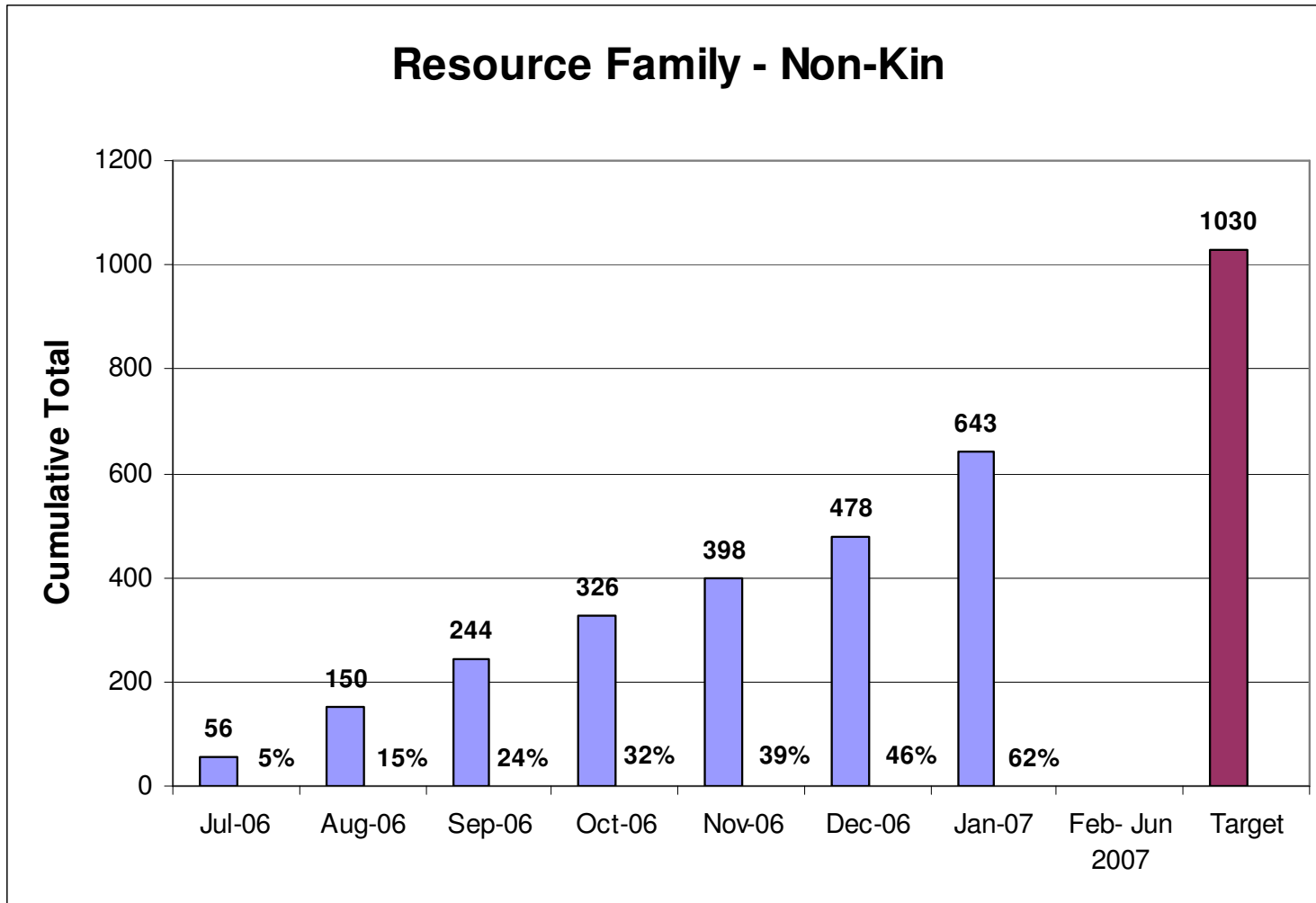
*Expanded capacity to license new resource families.*



2/21/2007

# Foster & Adoptive Families

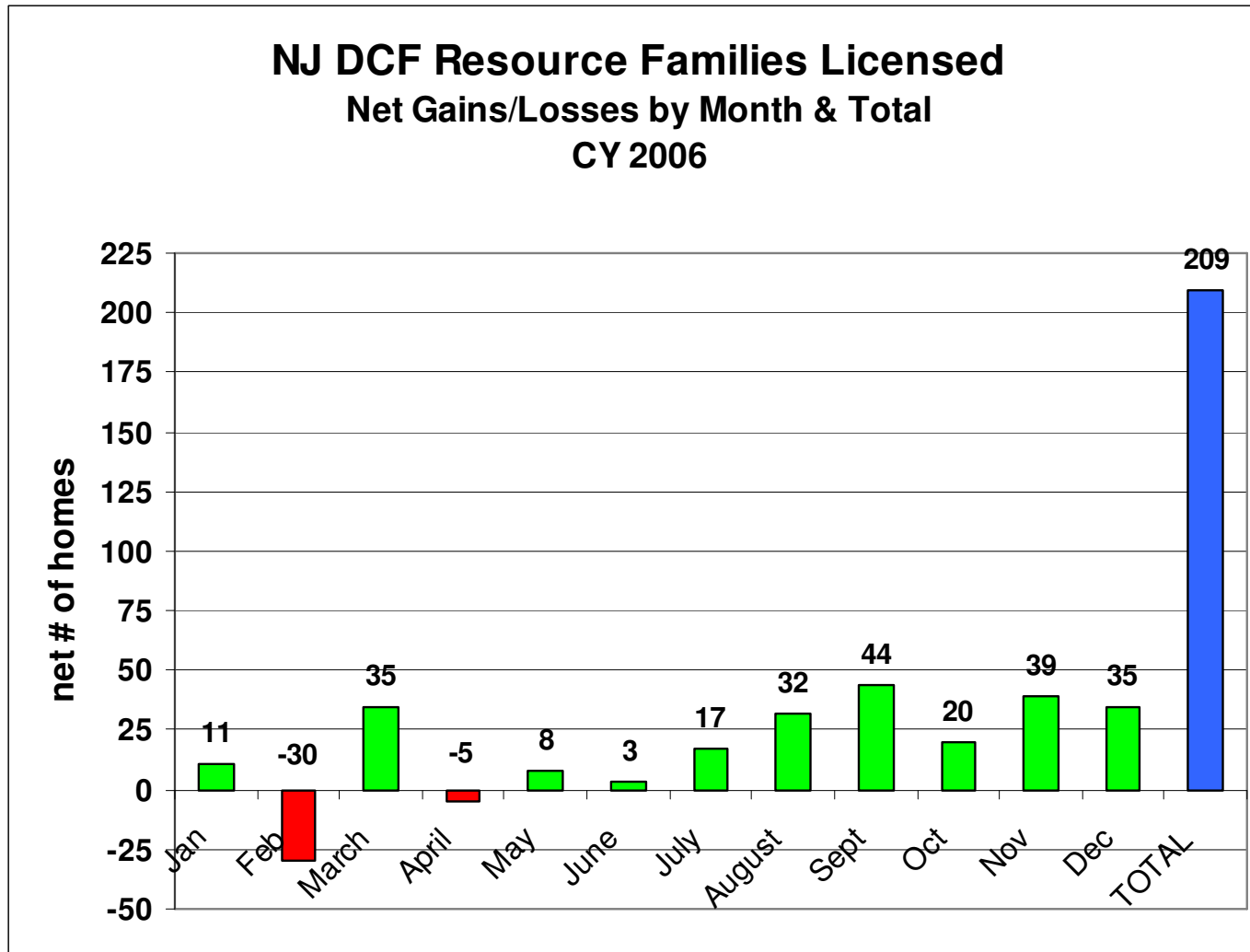
*Targeting an increase in the pool of available families.*



2/21/2007

# Foster & Adoptive Families

*New Jersey experienced its first annual net gain in three years in the number of licensed resource families.*

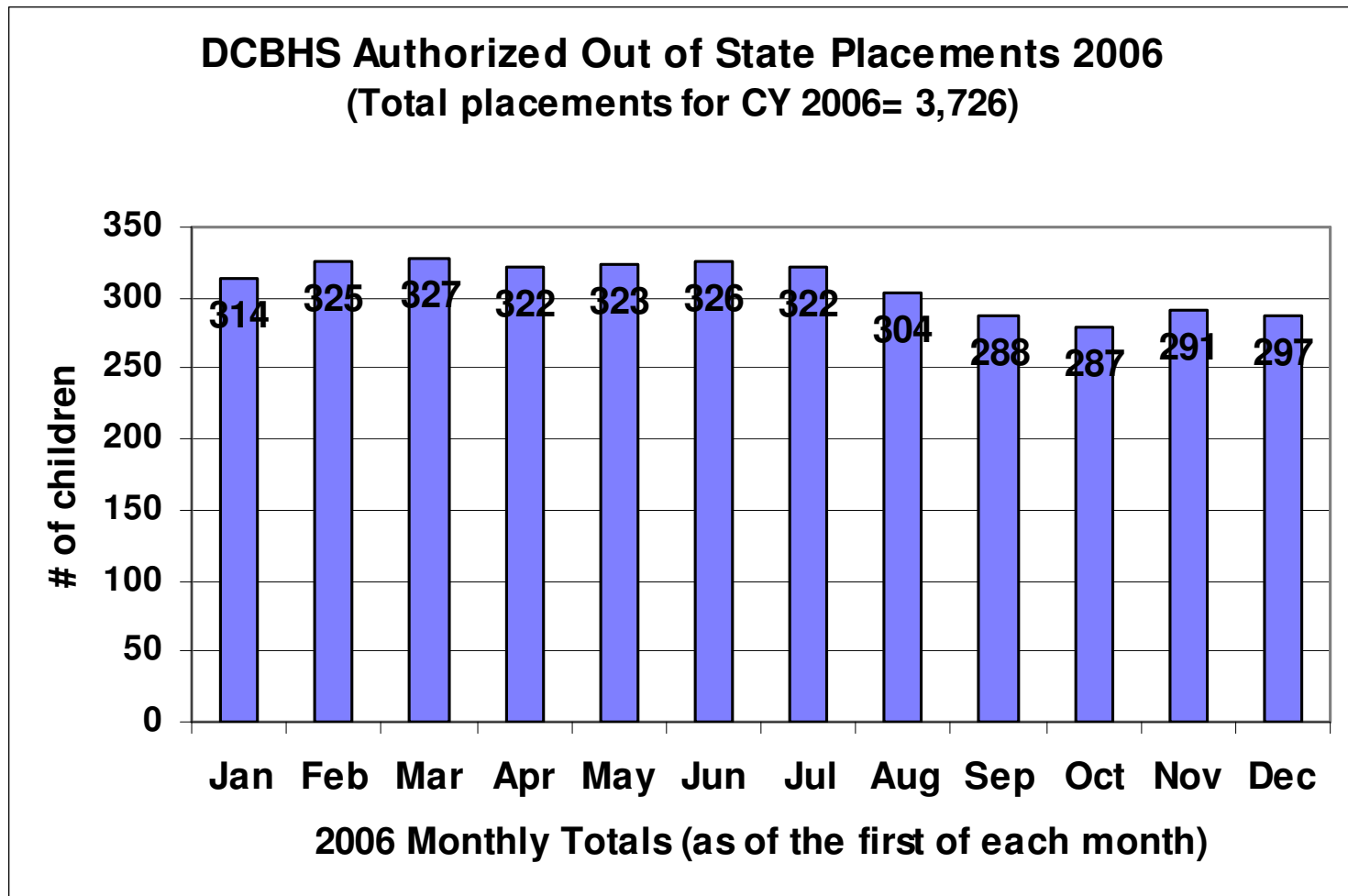


2/21/2007



# Out of State Placements

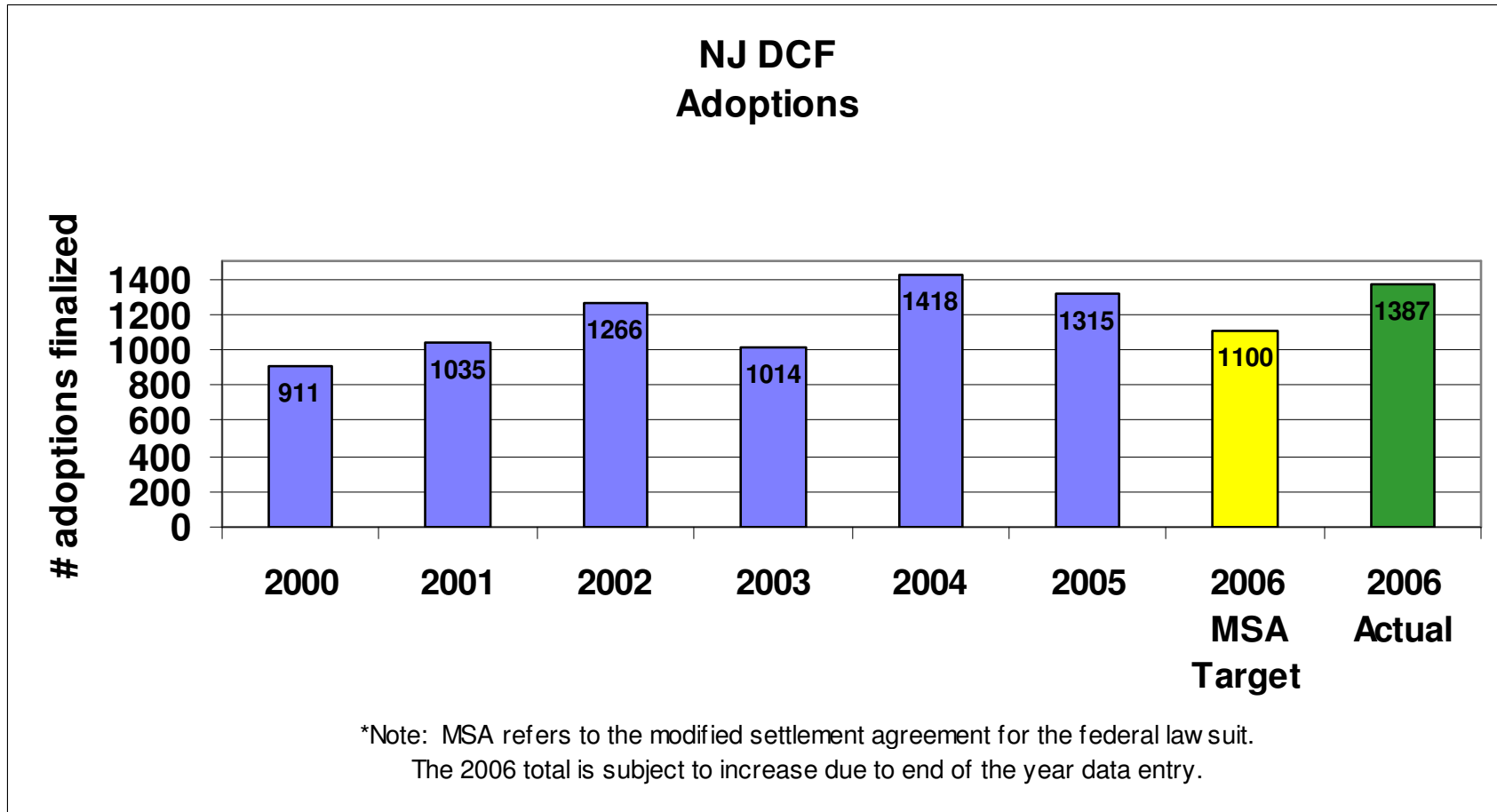
*Working hard to keep our children closer to home.*



2/21/2007

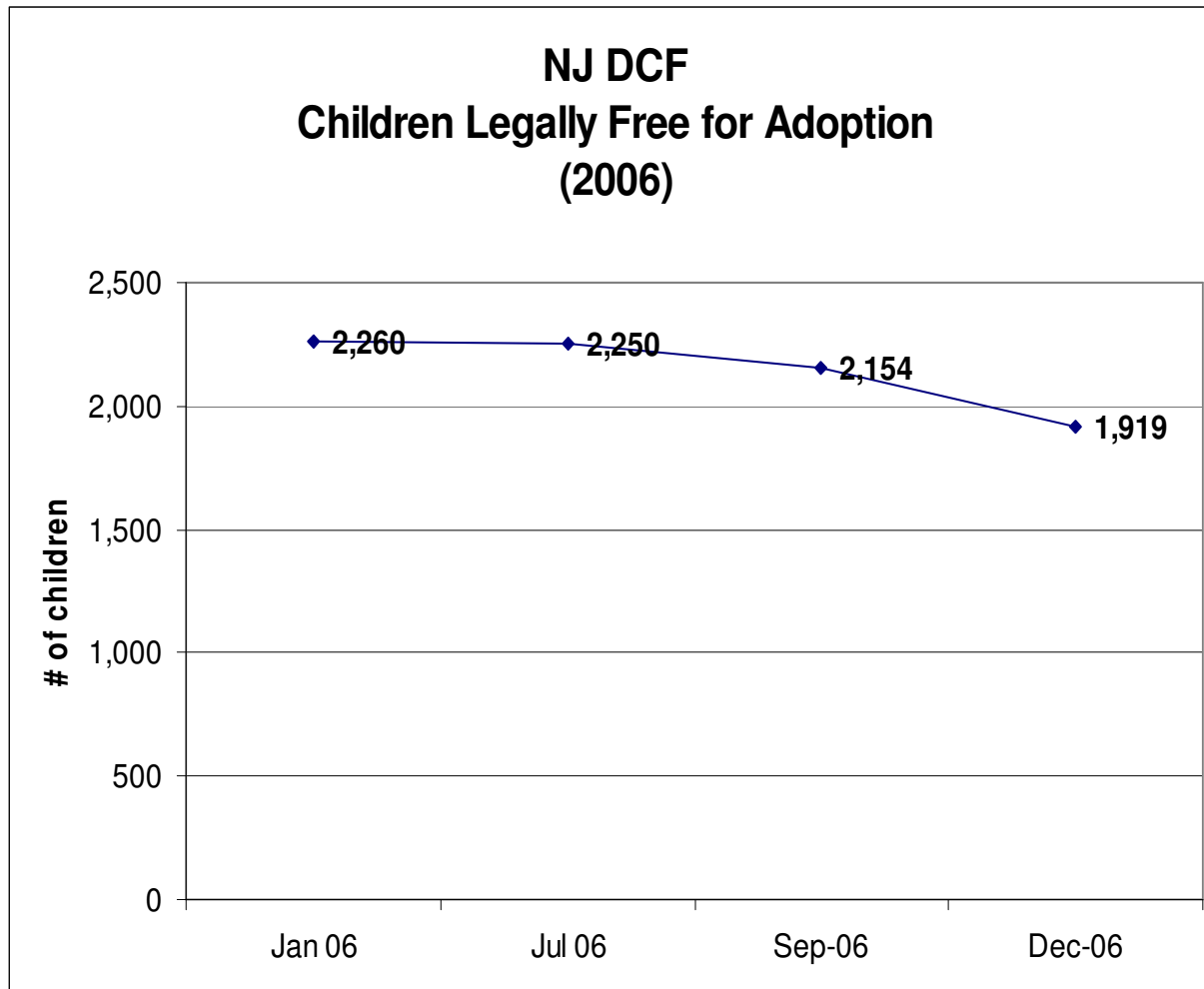
# Adoptions

*New Jersey exceeded its target for finalized adoption for 2006.*



# Adoptions

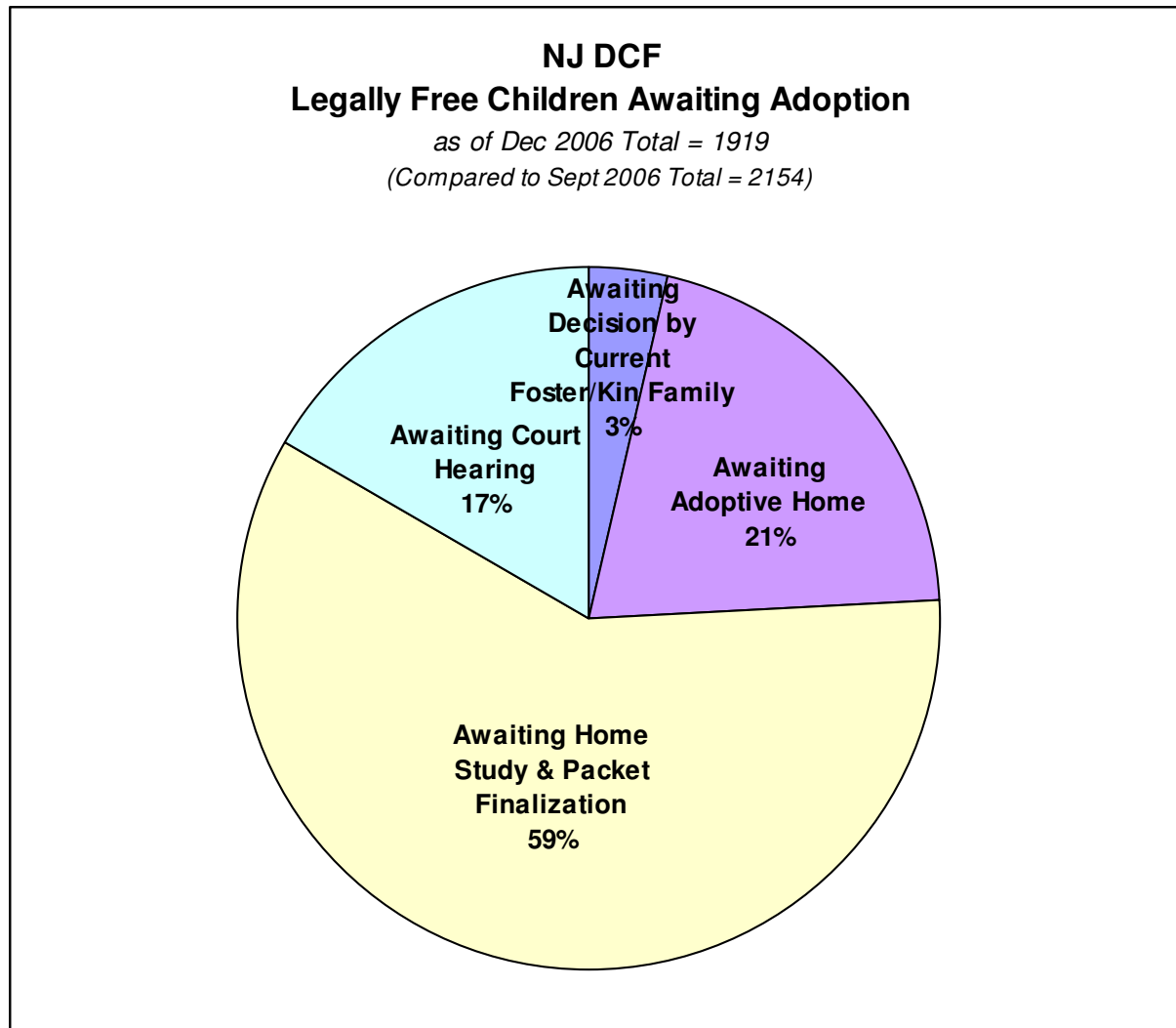
*New Jersey lowered the number of legally free children awaiting adoption, breaking through the historic barrier of more than 2000.*



2/21/2007

# Adoption

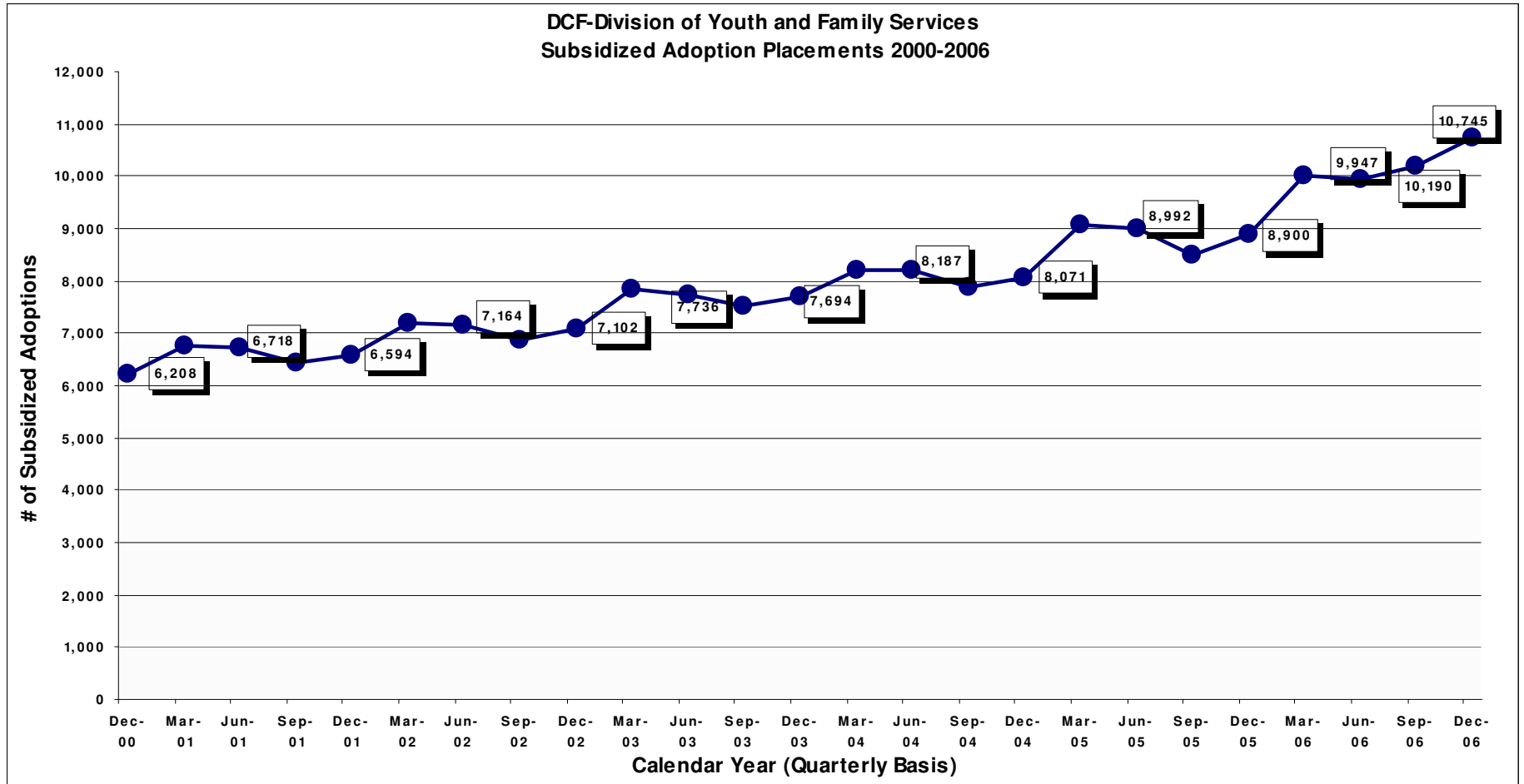
*Lots of work remains, but New Jersey has moved children farther along in the process towards adoption.*



2/21/2007

# Adoptions

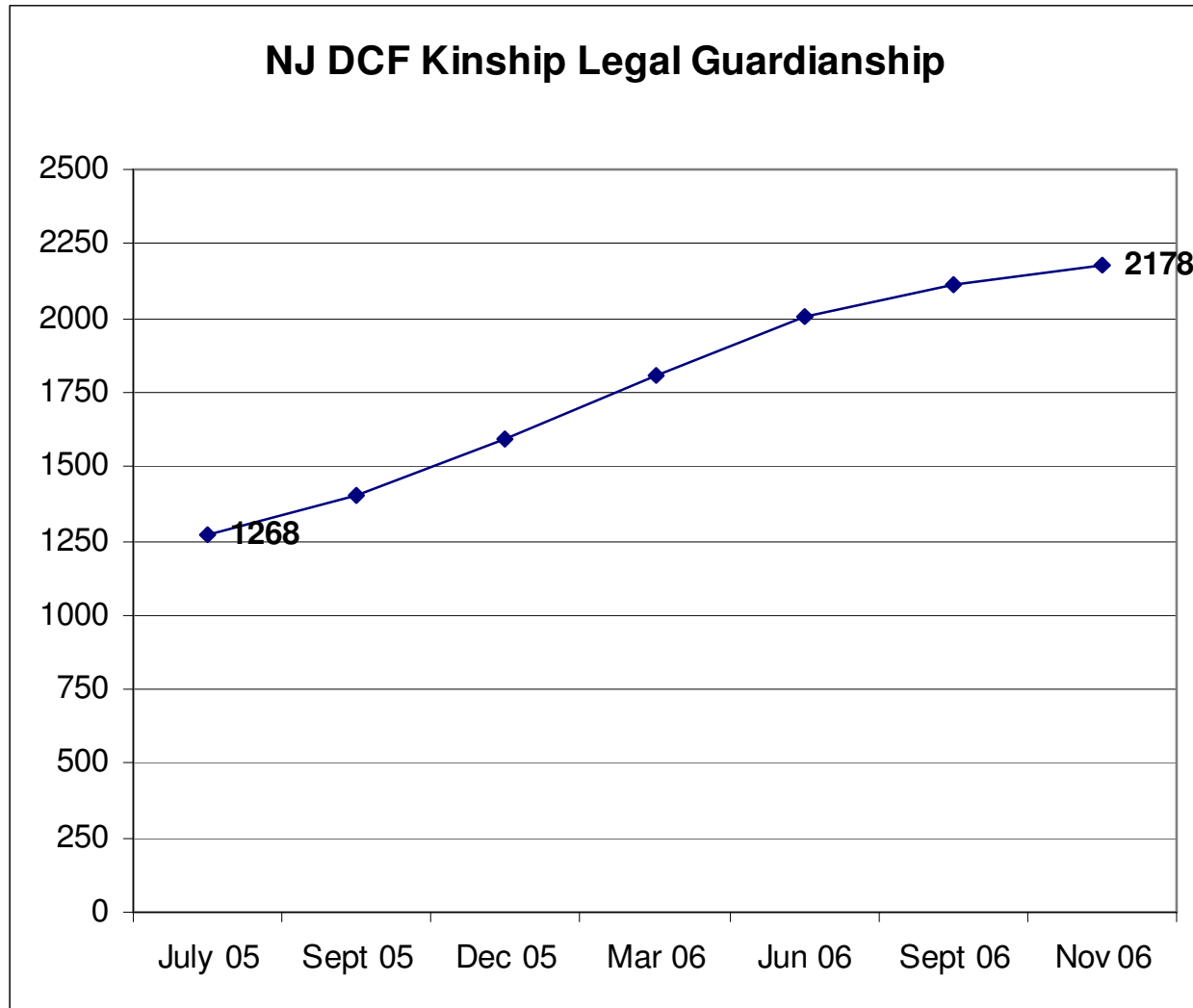
*New Jersey is proud of its significant investment in subsidized adoption.*



2/21/2007

# Kinship Legal Guardianship (KLG)

*New Jersey is proud of its significant investments in supporting permanency through extended family.*



2/21/2007

# Investing in Children & Families

*New Jersey is expanding its services to support children and families.*

## Outstanding Requests for Proposals (RFPs)

- Home Visitation Initiative
- Differential Response Pilot Initiative
- Out of Home Specialty Services for Youth
- Community Based Child Abuse Prevention Programs
  - Youth Supported Housing

## Planned Investments

- Expanded child and family visitation
- Expanded family engagement services
- Expanded medical services for children in out of home placement

...and more to come.